

Format of holding of specified securities

BASANT INDIA LIMITED

1. Name of Listed Entity:
2. Scrip Code/Name of Scrip/Class of Security
3. Share Holding Pattern Filed under: Reg. 31(1)(a)/Reg. 31(1)(b)/Reg.31(1)(c)
 - a. If under 31(1)(b) then indicate the report for Quarter ending
 - b. If under 31(1)(c) then indicate date of allotment/extinguishment
4. Declaration: The Listed entity is required to submit the following declaration to the extent of submission of information:-

30.06.2017

Particulars	Yes*	No*
1. Whether the Listed Entity has issued any partly paid up shares?		No
2. Whether the Listed Entity has issued any Convertible Securities or Warrants?		No
3. Whether the Listed Entity has any shares against which depository receipts are issued?		No
4. Whether the Listed Entity has any shares in locked-in?		No
5. Whether any shares held by promoters are pledge or otherwise encumbered?		No

* If the Listed Entity selects the option 'No' for the questions above, the columns for the partly paid up shares, Outstanding Convertible Securities/Warrants, depository receipts, locked-in shares, No of shares pledged or otherwise encumbered by promoters, as applicable, shall not be displayed at the time of dissemination on the Stock Exchange website. Also wherever there is 'No' declared by Listed Entity in above table the values will be considered as 'Zero' by default on submission of the format of holding of specified securities.

5. The tabular format for disclosure of holding of specified securities is as follows:-




Table I - Summary Statement holding of specified securities

Category	Category of shareholder	Nos. of share holders	No. of fully paid up equity shares held	No. of Partly paid-up equity shares held	No. of shares underlying Depository Receipts	Total nos. shares held (vii)=(iv)+(v)+(vi)	Shareholding as a % of total no. of shares (calculated as per SCRR, 1957) As a % of (A+B+C2)	Number of Voting Rights held in each class of securities			No. of Shares Outstanding convertible securities (including Warrants)	Shareholding, as a % assuming full conversion of convertible securities (as a percentage of diluted share capital) As a % of (A+B+C2)	Number of Locked in Shares		Number of Shares pledged or otherwise encumbered		Number of equity shares held in dematerialized form
								Class:Equity	Class:Preferential	Total			No. (a)	As a % of total Shares held (b)	No. (a)	As a % of total Shares held (b)	
(i)	(ii)	(iii)	(iv)	(v)	(vi)	(vii)	(viii)	(ix)			(x)	(xi)=(vii)+(x)	(xii)	(xiii)	(xiv)		
(A)	Promoter & Promoter Group	14	7526700	0	0	7526700	72.97	2526700		2526700.00	24.50	0	0	0	0	0	
(B)	Public	195	2788300	0	0	2788300	27.03	7788300		7788300.00	75.50	0	0	0	0	0	
(C)	Non Promoter- Non Public					0		0		0	0.00	0	0	0	0	0	
(C1)	Shares underlying DRs	0			0			0		0	0.00	0	0	0	0	0	
(C2)	Shares held by Employee Trusts	0	00	0	0	00	0.00	00		0	0.00	0	0	0	0	0	
	Total	209	10315000	0	0	10315000	100.00	10315000	0.00	10315000.00	100.00	0	0	0	0	0	



Table II - Statement showing shareholding pattern of the Promoter and Promoter Group

Category & Name of the Shareholders	PAN	No. of fully paid up equity shares held	Party paid-up equity shares held	No. of shares underlying Depository Receipts	Total nos. shares held	Shareholding % calculated as per SCRR, 1957 As a % of (A+2C)	Number of Voting Rights held in each class of securities		Total as a % of Total Voting Rights	No. of Shares Underlying Outstanding convertible securities (Including Warrants)	Shareholding as a % representing convertible securities (as a percentage of diluted share capital) as a % of A+B+C	Number of Locked In Shares		Number of Shares pledged or otherwise encumbered		Number of Squared Shares held in dematerialized form
							Class 'V'	Total				No. (a)	As a % of total Shares held (b)	No. (a)	As a % of total share held (b)	
(i)	(ii)	(iii)	(iv)	(v)	(vi)	(vii)	(viii)	(ix)	(x)	(xi)	(xii)	(xiii)	(xiv)	(xv)	(xvi)	
1. Indian																
(a) Individual/ Hindu Undivided Family		2	1326700	0	1326700	14.80	0	1326700	14.80	0	14.80	0	0	0	0	0
	AAEPAT31R		880000	0	880000	8.33	0	880000	8.33	0	8.33	0	0	0	0	0
	VINDO AGCAWAL		446700	0	446700	4.85	0	446700	4.85	0	4.85	0	0	0	0	0
	AAEPAT31R		646700	0	646700	6.27	0	646700	6.27	0	6.27	0	0	0	0	0
(b) Mutual Funds		0	0	0	0	0.00	0	0	0.00	0	0.00	0	0	0	0	0
(c) Central Government/State Government(s)		0	0	0	0	0.00	0	0	0.00	0	0.00	0	0	0	0	0
(d) Financial Institutions/Banks		0	0	0	0	0.00	0	0	0.00	0	0.00	0	0	0	0	0
(e) Any Other (Specify)		2	600000	0	600000	5.17	0	600000	5.17	0	5.17	0	0	0	0	0
	AAAC0572F		500000	0	500000	4.85	0	500000	4.85	0	4.85	0	0	0	0	0
	AAAC0572F		100000	0	100000	0.90	0	100000	0.90	0	0.90	0	0	0	0	0
ZADOBUR FINVEST PVT LTD	AAAC0599F		500000	0	500000	4.85	0	500000	4.85	0	4.85	0	0	0	0	0
31 U FINVEST PVT LTD	AAAC1388F		500000	0	500000	4.85	0	500000	4.85	0	4.85	0	0	0	0	0
4WADIPUN FINVEST PVT LTD	AAAC0627W		500000	0	500000	4.85	0	500000	4.85	0	4.85	0	0	0	0	0
5JUS FINVEST PVT LTD	AAAC1387E		500000	0	500000	4.85	0	500000	4.85	0	4.85	0	0	0	0	0
6GOONPKR FINVEST PVT LTD	AAAC0604G		500000	0	500000	4.85	0	500000	4.85	0	4.85	0	0	0	0	0
7 GA FINVEST PVT LTD	AAAC0217M		500000	0	500000	4.85	0	500000	4.85	0	4.85	0	0	0	0	0
8HAWAL CAPITAL PVT LTD	AAAC0492M		500000	0	500000	4.85	0	500000	4.85	0	4.85	0	0	0	0	0
9 GRB FINVEST PVT LTD	AAAC0458H		500000	0	500000	4.85	0	500000	4.85	0	4.85	0	0	0	0	0
10WANDER ROCK FINVEST PVT LTD	AAAC041891		500000	0	500000	4.85	0	500000	4.85	0	4.85	0	0	0	0	0
11 TRIMURTI FINVEST PVT LIMITED	AAAC0298F		500000	0	500000	4.85	0	500000	4.85	0	4.85	0	0	0	0	0
12 INTIME FINANCE INVESTMENT P LTD	AAAC1385A		500000	0	500000	4.85	0	500000	4.85	0	4.85	0	0	0	0	0
Sub Total (A)(1)		4	7356700	0	7356700	72.97	0	7356700	72.97	0	72.97	0	0	0	0	0
2. Foreign																
(a) Individual/Non Resident Individual/Foreign Individual		0	0	0	0	0.00	0	0	0.00	0	0.00	0	0	0	0	0
(b) Government		0	0	0	0	0.00	0	0	0.00	0	0.00	0	0	0	0	0
(c) Institutions		0	0	0	0	0.00	0	0	0.00	0	0.00	0	0	0	0	0
(d) Foreign Portfolio Investor		0	0	0	0	0.00	0	0	0.00	0	0.00	0	0	0	0	0
(e) Any Other (Specify)		0	0	0	0	0.00	0	0	0.00	0	0.00	0	0	0	0	0
Sub Total (A)(2)		0	0	0	0	0.00	0	0	0.00	0	0.00	0	0	0	0	0
Total Shareholding of Promoter and Promoter Group (A= (A)(1)+(A)(2))		4	7356700	0	7356700	72.97	0	7356700	72.97	0	72.97	0	0	0	0	0





Table III - Statement showing shareholding pattern of the Public shareholder

Category & Name of the Shareholders	PAN	Nos. of share holder	No. of fully paid up equity shares held	Partly paid-up equity shares held	Nos. of shares underlying Depository Receipts	Total nos. shares held	Shareholding % calculate d as per SCRR, 1957 As a % of (A+B+C2)	Number of Voting Rights held in each class of securities			Total as a % of Total Voting rights	No. of Shares Underlying convertible securities (including Warrants)	Total shareholding as a % assuming full conversion of convertible securities (as a diluted share capital)	No. of Locked in shares	Number of Shares pledged or otherwise encumbered	Number of equity shares held in dematerialized form
								Class X	Class Y	Total						
1 Institutions	(i)	(ii)	(iii)	(iv)	(v)	(vi)=(iv)+(v)+H	(viii)	(ix)			(x)	(xi)=(vi)+(x)	(xii)	(xiii)	(xiv)	
(a) Mutual Fund			0	0	0	0	0.0000	0	0	0	0.0000	0	0.0000	0	0.0000	0
(b) Venture Capital Funds			0	0	0	0	0.0000	0	0	0	0.0000	0	0.0000	0	0.0000	0
(c) Alternate Investment Funds			0	0	0	0	0.0000	0	0	0	0.0000	0	0.0000	0	0.0000	0
(d) Foreign Venture Capital Investors			0	0	0	0	0.0000	0	0	0	0.0000	0	0.0000	0	0.0000	0
(e) Foreign Portfolio Investors			0	0	0	0	0.0000	0	0	0	0.0000	0	0.0000	0	0.0000	0
(f) Financial Institutions/Banks			0	0	0	0	0.0000	0	0	0	0.0000	0	0.0000	0	0.0000	0
(g) Insurance Companies			0	0	0	0	0.0000	0	0	0	0.0000	0	0.0000	0	0.0000	0
(h) Provident Fund/Pensions			0	0	0	0	0.0000	0	0	0	0.0000	0	0.0000	0	0.0000	0
(i) Any Other Specity			0	0	0	0	0.0000	0	0	0	0.0000	0	0.0000	0	0.0000	0
Sub Total (B)(1)			0	0	0	0	0.0000	0	0	0	0.0000	0	0.0000	0	0.0000	0
2 Central Government/State Government/President of India			0	0	0	0	0.0000	0	0	0	0.0000	0	0.0000	0	0.0000	0
Sub Total (B)(2)			0	0	0	0	0.0000	0	0	0	0.0000	0	0.0000	0	0.0000	0
3 Non-institutions			0	0	0	0	0.0000	0	0	0	0.0000	0	0.0000	0	0.0000	0
(a) 1. Individual Shareholders holding Nominal Share Capital			170	87800	0	87800	0.8512	87800	87800	87800	0.8512	0	0.0000	0	0.0000	0
2. Individual Shareholders holding Nominal Share Capital Above 2 Lacs			0	0	0	0	0.0000	0	0	0	0.0000	0	0.0000	0	0.0000	0
(b) NBFCs Registered with RBI			0	0	0	0	0.0000	0	0	0	0.0000	0	0.0000	0	0.0000	0
(c) Employee Trusts			0	0	0	0	0.0000	0	0	0	0.0000	0	0.0000	0	0.0000	0
(d) Any other (Specify)			0	0	0	0	0.0000	0	0	0	0.0000	0	0.0000	0	0.0000	0
(e1) Bodies Corporate			25	2700500	0	2700500	26.1893	2700500	0	2700500	26.1893	0	0.0000	0	0.0000	0
				500000	0	500000	4.8473	500000	0	500000	4.8473	0	0.0000	0	0.0000	0
				500000	0	500000	4.8473	500000	0	500000	4.8473	0	0.0000	0	0.0000	0
ALISHAY FINCAP PVT LIMITED			0	0	0	0	0.0000	0	0	0	0.0000	0	0.0000	0	0.0000	0
Almas Fincap Private Limited			0	0	0	0	0.0000	0	0	0	0.0000	0	0.0000	0	0.0000	0
Non Resident Indians			0	0	0	0	0.0000	0	0	0	0.0000	0	0.0000	0	0.0000	0
(e2) Resident Indian FDI			0	0	0	0	0.0000	0	0	0	0.0000	0	0.0000	0	0.0000	0
(e3) Trusts			0	0	0	0	0.0000	0	0	0	0.0000	0	0.0000	0	0.0000	0
(e4) Clearing Members/House			0	0	0	0	0.0000	0	0	0	0.0000	0	0.0000	0	0.0000	0
(e5) Foreign Companies			0	0	0	0	0.0000	0	0	0	0.0000	0	0.0000	0	0.0000	0
(e7) IEPF			0	0	0	0	0.0000	0	0	0	0.0000	0	0.0000	0	0.0000	0
(e8) Escrow Account			0	0	0	0	0.0000	0	0	0	0.0000	0	0.0000	0	0.0000	0
(e9) Others			195	2788300	0	2788300	27.0315	2788300	0	2788300	27.0315	0	0.0000	0	0.0000	0
Sub Total (B)(3)			195	2788300	0	2788300	27.0315	2788300	0	2788300	27.0315	0	0.0000	0	0.0000	0
Total Public Shareholding (B)= (B)(1)+(B)(2) + B(3)			195	2788300	0	2788300	27.0315	2788300	0	2788300	27.0315	0	0.0000	0	0.0000	0






Table IV - Statement showing shareholding pattern of the Non Promoter- Non Public shareholder.

Category & Name of the Shareholders	PAN	No. of shareholder	No. of fully paid up equity shares held	Partly paid-up equity shares held	Nos. of shares underlying Depository Receipts	Total no. shares held	Shareholding % calculate d as per SCRR, 1957 As a % of (A+B+C2)	Number of Voting rights held in each class of securities			No. of Shares Outstanding convertible securities (including Warrants)	Total shareholding, as a % assuming full conversion of convertible securities (as a percentage of diluted share capital)	Number of Locked in shares		Number of shares pledged or otherwise encumbered		Number of equity shares held in dematerialized form (Not Applicable)
								Class X	Class Y	Total			No. shares	As a % of total shares held	No. (Not applicable)	As a % of total shares held (Not applicable)	
	(i)	(ii)	(iv)	(v)	(vi)	(vii)=(iv)+(v)+(vi)	(viii)	(ix)			(x)	(xi)=(vii)/(x)	(xii)	(xiii)	(xiv)	(xv)	
C1 Custodian/DR holder		0	0	0	0	0	0.00	0	0	0	0	0.00	0	0.00	0	0.00	0
C2 Employees Benefit Trust (Under SEBI (Share Based Employee Benefit Regulation 2014)		0	0	0	0	0	0.00	0	0	0	0	0.00	0	0.00	0	0.00	0
Total Non Promoter Non Public Shareholding (C)=(C1)+(C2)		0	0	0	0	0	0.00	0	0	0	0	0.00	0	0.00	0	0.00	0