

**Format of holding of specified securities**

BASANT INDIA LIMITED

1. Name of Listed Entity:
2. Scrip Code/Name of Scrip/Class of Security
3. Share Holding Pattern Filed under: Reg. 31(1)(a)/Reg. 31(1)(b)/Reg.31(1)(c)
  - a. If under 31(1)(b) then indicate the report for Quarter ending 30.06.2018
  - b. If under 31(1)(c) then indicate date of allotment/extinguishment
4. Declaration: The Listed entity is required to submit the following declaration to the extent of submission of information:-

Particulars	Yes*	No*
1. Whether the Listed Entity has issued any partly paid up shares?		No
2. Whether the Listed Entity has issued any Convertible Securities or Warrants?		No
3. Whether the Listed Entity has any shares against which depository receipts are issued?		No
4. Whether the Listed Entity has any shares in locked-in?		No
5. Whether any shares held by promoters are pledge or otherwise encumbered?		No

\* If the Listed Entity selects the option 'No' for the questions above, the columns for the partly paid up shares, Outstanding Convertible Securities/Warrants, depository receipts, locked-in shares, No of shares pledged or otherwise encumbered by promoters, as applicable, shall not be displayed at the time of dissemination on the Stock Exchange website. Also wherever there is 'No' declared by Listed Entity in above table the values will be considered as 'Zero' by default on submission of the format of holding of specified securities.

5. The tabular format for disclosure of holding of specified securities is as follows:-



Table I - Summary Statement holding of specified securities

Category	Category of shareholder	Nos. of share holders	No. of fully paid up equity shares held	No. of Partly paid-up equity shares held	No. of shares underlying Depository Receipts	Total nos. shares held (VII)=(IV)+(V)+(VI)	Shareholding as a % of total no. of shares (calculated as per SCRR, 1957) As a % of (A+B+C2)	Number of Voting Rights held in each class of securities				No. of Shares Underlying Outstanding convertible securities (including Warrants)	Shareholding, as a % assuming full conversion of convertible securities (as a percentage of diluted share capital) As a % of (A+B+C2)	Number of Locked in shares		Number of Shares pledged or otherwise encumbered		Number of equity shares held in dematerialized form	
								Class:Equity	No of Voting Rights Class:equity	Total	Total as a % of (A+B+C)			No. (a)	As a % of total Shares held (b)	No. (a)	As a % of total Shares held (b)		
(i)	(ii)	(iii)	(iv)	(v)	(vi)	(vii)	(viii)	(ix)				(x)	(xi)=(vii)+(x)	(xii)		(xiii)		(xiv)	
(a)	Promoter & Promoter Group	14	7526700	0	0	7526700	72.97	2526700	0	2526700.00	24.50	0	72.97	0	0	0	0	0	0
(b)	Public	155	2788300	0	0	2788300	27.03	7788300	0	7788300.00	75.50	0	27.03	0	0	0	0	0	0
(c)	Non Promoter- Non Public																		
(c1)	Shares underlying DRs	0			0	0	0.00	0	0	0	0.00	0	0	0	0	0	0	0	0
(c2)	Shares held by Employee Trusts	0	00	0	0	0	0.00	00	0	0	0.00	0	0	0	0	0	0	0	0
	Total	209	10315000	0	0	10315000	100.00	10315000	0.00	10315000.00	100.00	0	100.00	0	0	0	0.00	0	0




Table II - Statement showing shareholding pattern of the Promoter and Promoter Group

1	Category & Name of the Shareholders	PAN	No. of Shares held	No. of fully paid up equity shares held	Partly paid-up equity shares held	Nos. of Shares held as Depositor/Reserve	Total nos. Shares held	Shareholding % As a % of (A+B+C)	Number of Voting Rights held in each class of securities		Total or a % of Total Voting Rights	No. of Shares Underlying Outstanding convertible securities (including Warrants)	Shareholding % as a % of conversion of convertible securities (as a % of A+B+C)	No. (a) % of total Shares held (b)	No. (a) % of total Shares held (b)	Number of Shares pledged or otherwise restricted	Number of Locked Shares held in dematerialized form
									Class X	Class Y							
1	Indian																
(a)	Individual/ Hindu Undivided Family																
	VINDO AGGARWAL	AAEPN713R	2	1326700	0	0	1326700	14.80	1326700	0	1326700	0	14.80	0	0.00	0	0.00
	MADHUR AGGARWAL	AAEPN713R	0	880000	0	0	880000	9.83	880000	0	880000	0	9.83	0	0.00	0	0.00
	MADHUR AGGARWAL	AAEPN713R	0	646700	0	0	646700	7.27	646700	0	646700	0	7.27	0	0.00	0	0.00
(b)	Central Government/State Government(s)		0	0	0	0	0	0.00	0	0	0	0	0.00	0	0.00	0	0.00
(c)	Financial Institutions/Banks		0	0	0	0	0	0.00	0	0	0	0	0.00	0	0.00	0	0.00
(d)	Any Other (Specify)		2	600000	0	0	600000	6.73	600000	0	600000	0	6.73	0	0.00	0	0.00
	V S ESTATE PVT LTD	AAACG672F	0	500000	0	0	500000	5.58	500000	0	500000	0	5.58	0	0.00	0	0.00
	ZADKOR FINVEST PVT LTD	AAACG689E	0	500000	0	0	500000	5.58	500000	0	500000	0	5.58	0	0.00	0	0.00
	J U FINVEST PVT LTD	AAACI386F	0	500000	0	0	500000	5.58	500000	0	500000	0	5.58	0	0.00	0	0.00
	WAZIMUJ FINVEST PVT LTD	AAACW062N	0	500000	0	0	500000	5.58	500000	0	500000	0	5.58	0	0.00	0	0.00
	J LB FINVEST PVT LTD	AAACI387E	0	500000	0	0	500000	5.58	500000	0	500000	0	5.58	0	0.00	0	0.00
	GOODWORK FINVEST PVT LTD	AAACG054G	0	500000	0	0	500000	5.58	500000	0	500000	0	5.58	0	0.00	0	0.00
	GRU FINVEST PVT LTD	AAACG177M	0	500000	0	0	500000	5.58	500000	0	500000	0	5.58	0	0.00	0	0.00
	HAWA CAPITAL PVT LTD	AAACH327N	0	500000	0	0	500000	5.58	500000	0	500000	0	5.58	0	0.00	0	0.00
	IGB FINVEST PVT LTD	AAAG6551H	0	500000	0	0	500000	5.58	500000	0	500000	0	5.58	0	0.00	0	0.00
	WONDER ROCK FINANCE INVESTMENT PVT LTD	AAACW1089J	0	500000	0	0	500000	5.58	500000	0	500000	0	5.58	0	0.00	0	0.00
	TRIMURTI FINVEST PVT LIMITED	AAACT229F	0	500000	0	0	500000	5.58	500000	0	500000	0	5.58	0	0.00	0	0.00
	IRITIME FINANCE INVESTMENT P LTD	AAACI384A	0	500000	0	0	500000	5.58	500000	0	500000	0	5.58	0	0.00	0	0.00
	Sub Total (A)(1)		4	7326700	0	0	7326700	72.97	7326700	0	7326700	0	72.97	0	0.00	0	0.00
2	Foreign																
(a)	Individual/Non Resident Individual/Foreign Individual		0	0	0	0	0	0.00	0	0	0	0	0.00	0	0.00	0	0.00
(b)	Government		0	0	0	0	0	0.00	0	0	0	0	0.00	0	0.00	0	0.00
(c)	Institutions		0	0	0	0	0	0.00	0	0	0	0	0.00	0	0.00	0	0.00
(d)	Foreign Portfolio Investor		0	0	0	0	0	0.00	0	0	0	0	0.00	0	0.00	0	0.00
(e)	Any other (Specify)		0	0	0	0	0	0.00	0	0	0	0	0.00	0	0.00	0	0.00
	Sub Total (A)(2)		0	0	0	0	0	0.00	0	0	0	0	0.00	0	0.00	0	0.00
	Total Shareholding of Promoter and Promoter Group (A) = (A)(1)+(A)(2)		4	7326700	0	0	7326700	72.97	7326700	0	7326700	0	72.97	0	0.00	0	0.00




Table III - Statement showing shareholding pattern of the Public shareholder

Category & Name of the Shareholders	PA N	Nos. of share holder	No. of fully paid up equity shares held	Partly paid-up equity shares held	Nos. of shares underlying Depository Receipts	Total nos. shares held	Shareholding % calculated as per SCRR, 1957 As a % of (A+B+C)	Number of Voting Rights held in each class of securities			Total as a % of Total Voting rights	No. of Shares Underlying Outstanding convertible securities (including Warrants)	Total shareholding, as a % assuming full conversion of convertible securities (as a percentage of diluted share capital)	Number of Locked in shares		Number of Shares pledged or otherwise encumbered	Number of equity shares held in dematerialized form
								Class X	Class Y	Total				(a) % of total shares held (b)	(a) (Not applicable)		
1 Institutions	(i)	(ii)	(iii)	(iv)	(v)	(vi)=(v)+(v)+(v)	(vii)	(ix)			(x)	(xi)=(vii)+(x)	(xii)		(xiii)	(xiv)	
(a) Mutual Fund		0	0	0	0	0	0.0000	0	0	0	0.0000	0	0.0000	0	0	0.0000	0
(b) Venture Capital Funds		0	0	0	0	0	0.0000	0	0	0	0.0000	0	0.0000	0	0	0.0000	0
(c) Alternate Investment Funds		0	0	0	0	0	0.0000	0	0	0	0.0000	0	0.0000	0	0	0.0000	0
(d) Foreign Venture Capital Investors		0	0	0	0	0	0.0000	0	0	0	0.0000	0	0.0000	0	0	0.0000	0
(e) Foreign Portfolio Investors		0	0	0	0	0	0.0000	0	0	0	0.0000	0	0.0000	0	0	0.0000	0
(f) Financial Institutions/Banks		0	0	0	0	0	0.0000	0	0	0	0.0000	0	0.0000	0	0	0.0000	0
(g) Insurance Companies		0	0	0	0	0	0.0000	0	0	0	0.0000	0	0.0000	0	0	0.0000	0
(h) Provident Fund/Pensions		0	0	0	0	0	0.0000	0	0	0	0.0000	0	0.0000	0	0	0.0000	0
(i) Any Other Specifc		0	0	0	0	0	0.0000	0	0	0	0.0000	0	0.0000	0	0	0.0000	0
Sub Total (B)(1)		0	0	0	0	0	0.0000	0	0	0	0.0000	0	0.0000	0	0	0.0000	0
2 Central Government/State Government/President of India		0	0	0	0	0	0.0000	0	0	0	0.0000	0	0.0000	0	0	0.0000	0
Sub Total (B)(2)		0	0	0	0	0	0.0000	0	0	0	0.0000	0	0.0000	0	0	0.0000	0
3 Non-Institutions		0	0	0	0	0	0.0000	0	0	0	0.0000	0	0.0000	0	0	0.0000	0
(a) 1. Individual Shareholders		170	87800	0	0	87800	0.8512	87800	0	87800	0.8512	0	0.0000	0	0.0000	0	0.0000
2. Individual Shareholders holding Nominal Share Capital																	
Above 2 Lacs		0	0	0	0	0	0.0000	0	0	0	0.0000	0	0.0000	0	0	0.0000	0
(b) Below 2 Lacs		0	0	0	0	0	0.0000	0	0	0	0.0000	0	0.0000	0	0	0.0000	0
(c) Employees Trusts		0	0	0	0	0	0.0000	0	0	0	0.0000	0	0.0000	0	0	0.0000	0
(d) Any other (Specify)		0	0	0	0	0	0.0000	0	0	0	0.0000	0	0.0000	0	0	0.0000	0
(e) Bodies Corporate		25	2709500	500000	0	2709500	26.1803	2709500	0	2709500	26.1803	0	0.0000	0	0.0000	0	0.0000
(f) AISHAN FINCAP PVT LIMITED																	
500000							4.8473	500000	0	500000	4.8473	0	0.0000	0	0.0000	0	0.0000
500000							4.8473	500000	0	500000	4.8473	0	0.0000	0	0.0000	0	0.0000
(g) Non Resident Indians		0	0	0	0	0	0.0000	0	0	0	0.0000	0	0.0000	0	0	0.0000	0
(h) Resident Indian Hdf		0	0	0	0	0	0.0000	0	0	0	0.0000	0	0.0000	0	0	0.0000	0
(i) Trusts		0	0	0	0	0	0.0000	0	0	0	0.0000	0	0.0000	0	0	0.0000	0
(j) Clearing Members/House		0	0	0	0	0	0.0000	0	0	0	0.0000	0	0.0000	0	0	0.0000	0
(k) Foreign Companies		0	0	0	0	0	0.0000	0	0	0	0.0000	0	0.0000	0	0	0.0000	0
(l) IEPF		0	0	0	0	0	0.0000	0	0	0	0.0000	0	0.0000	0	0	0.0000	0
(m) Error Account		0	0	0	0	0	0.0000	0	0	0	0.0000	0	0.0000	0	0	0.0000	0
(n) Others		0	0	0	0	0	0.0000	0	0	0	0.0000	0	0.0000	0	0	0.0000	0
Sub Total (B)(3)		195	2788300	0	0	2788300	27.0315	2788300	0	2788300	27.0315	0	0.0000	0	0.0000	0	0.0000
Total Public Shareholding (B) = (B)(1)+(B)(2) + B (3)		195	2788300	0	0	2788300	27.0315	2788300	0	2788300	27.0315	0	0.0000	0	0.0000	0	0.0000




Table IV - Statement showing shareholding pattern of the Non Promoter Non Public Shareholders

Category & Name of the Shareholders	PAN	No. of shareholder	No. of fully paid up equity shares held	Partly paid-up equity shares held	Nos. of shares underlying Depository Receipts	Total no. shares held (vii)=(iv)+(v)+(vi)	Shareholding % As a % of (A+B+C)	Number of Voting Rights held in each class of securities			No. of Shares Underlying Outstanding convertible securities (including Warrants)	Total Shareholding, as a % assuming full conversion of convertible securities (as a percentage of diluted share capital)	Number of Locked in Shares		Number of Shares pledged or otherwise encumbered		Number of dematerialized shares held in form (Not Applicable)
								Class X	Class Y	Total			Total as a % of Total Voting rights	No.	As a % of total Share as held	No. (Not applicable)	
C1 Cardinal/DR Holder		0	0	0	0	0	0	0	0	0	0	0	0	0	0	0	0
C2 (Share Based Employee Benefit Regulation 2014)		0	0	0	0	0	0	0	0	0	0	0	0	0	0	0	0
Total Non Promoter Non Public Shareholding (C)=(C1)+(C2)		0	0	0	0	0	0	0	0	0	0	0	0	0	0	0	0

