

Format of holding of specified securities

BASANT INDIA LIMITED

1. Name of Listed Entity:
2. Scrip Code/Name of Scrip/Class of Security
3. Share Holding Pattern Filed under: Reg. 31(1)(a)/Reg. 31(1)(b)/Reg.31(1)(c)
 - a. If under 31(1)(b) then indicate the report for Quarter ending
 - b. If under 31(1)(c) then indicate date of allotment/extinguishment
4. Declaration: The Listed entity is required to submit the following declaration to the extent of submission of information:-

30.06.2019

Particulars	Yes*	No*
1. Whether the Listed Entity has issued any partly paid up shares?		No
2. Whether the Listed Entity has issued any Convertible Securities or Warrants?		No
3. Whether the Listed Entity has any shares against which depository receipts are issued?		No
4. Whether the Listed Entity has any shares in locked-in?		No
5. Whether any shares held by promoters are pledge or otherwise encumbered?		No

* If the Listed Entity selects the option 'No' for the questions above, the columns for the partly paid up shares, Outstanding Convertible Securities/Warrants, depository receipts, locked-in shares, No of shares pledged or otherwise encumbered by promoters, as applicable, shall not be displayed at the time of dissemination on the Stock Exchange website. Also wherever there is 'No' declared by Listed Entity in above table the values will be considered as 'Zero' by default on submission of the format of holding of specified securities.

5. The tabular format for disclosure of holding of specified securities is as follows:-




Table I - Summary Statement holding of specified securities

Category	Category of shareholder	Nos. of share holders	No. of fully paid up equity shares held	No. of Party paid-up equity shares held	No. of shares underlying Depository Receipts	Total nos. shares held (VII)=(IV)+(V)+(VI)+(VII)	Shareholding as a % of Total no. of shares (Calculated as per SCRR, 1957) As a % of (A+B+C2)	Number of Voting Rights held in each class of securities			No. of Shares Underlying Outstanding convertible securities (including Warrants)	Shareholding, as a % assuming full conversion of convertible securities (as a percentage of diluted share capital) As a % of (A+B+C2)	Number of Locked in shares		Number of Shares pledged or otherwise encumbered		Number of equity shares held in dematerialized form	
								Class:Equity	No of Voting Rights Class:Equity	Total			Total as a % of (A+B+C)	No. (a)	% of total Shares held (b)	No. (a)		% of total Shares held (b)
(I)	(II)	(III)	(IV)	(V)	(VI)	(VII)	(VIII)	(IX)			(X)	(XI)=(VIII)+(X)	(XII)		(XIII)		(XIV)	
(A)	Promoter & Promoter Group	14	7326700	0	0	7326700	72.97	2526700	0	2526700.00	24.50	0	0	0	0	0	0	0
(B)	Public	195	2788300	0	0	2788300	27.03	7788300	0	7788300.00	75.50	0	0	0	0	0	0	0
(C)	Non Promoter-Non Public																	
(C1)	Shares underlying Dis	0	0	0	0	0	0.00	0	0	0	0.00	0	0	0	0	0	0	0
(C2)	Shares held by Employee Trusts	0	0	0	0	0	0.00	0	0	0	0.00	0	0	0	0	0	0	0
	Total	209	10315000	0	0	10315000	100.00	10315000	0.00	10315000.00	100.00	0	0	0	0	0	0	0




Table II: Statement showing shareholding pattern of the Promoter and Promoter Group

Category & Name of the Shareholders	PAN	No. of Shares held	No. of fully paid up equity shares held	Partly paid-up equity shares held	Nos. of shares underlying Depository receipts	Total nos. shares held	Shareholding % calculated as per SCRR, 1957 As a % of (v+vii+c2)	Number of Voting Rights held in each class of securities			Total as a % of Total Voting Rights	No. of Shares Underlying Outstanding convertible securities (including Warrants)	Shareholding, as a % assuming full conversion of convertible securities (as a percentage of diluted capital) as a % of (v+vii+c2)	Number of Locked in shares		Number of Shares pledged or otherwise encumbered		Number of equity shares held in dematerialized form	
								Class X	Class Y	Total				No. (a)	As a % of total Shares held (b)	No. (a)	As a % of total Shares held (b)		
(i)	(ii)	(iii)	(iv)	(v)	(vi)	(vii)	(viii)	(ix)	(x)	(xi)	(xii)	(xiii)	(xiv)	(xv)	(xvi)	(xvii)	(xviii)	(xix)	
Indian																			
(a) Individual/Hindu Undivided Family			1536700	0	0	1536700	14.80	0	0	0	0	14.80	0	0	0	0	0	0	0
VINOD KOGALWAL	AEPV7813H	880000	880000	0	0	880000	8.53	0	0	0	0	8.53	0	0	0	0	0	0	0
MAHJUKAR ASGARWAL	AAPF4223H	646700	646700	0	0	646700	6.27	0	0	0	0	6.27	0	0	0	0	0	0	0
(b) Central Government/(State Government/s)																			
(c) Financial Institution/Bank/s																			
(d) Any Other (Specify)																			
1 V S ESTEY PVT LTD	AAAC0572E	6000000	6000000	0	0	6000000	58.19	0	0	0	0	58.17	0	0	0	0	0	0	0
2 AZADPUR FINVEST PVT LTD	AAAC0599E	500000	500000	0	0	500000	4.85	0	0	0	0	4.85	0	0	0	0	0	0	0
3 I U FINVEST PVT LTD	AAAC1598F	500000	500000	0	0	500000	4.85	0	0	0	0	4.85	0	0	0	0	0	0	0
4 MADHUR FINVEST PVT LTD	AAAC0682N	500000	500000	0	0	500000	4.85	0	0	0	0	4.85	0	0	0	0	0	0	0
5 IAB FINVEST PVT LTD	AAAC1597E	500000	500000	0	0	500000	4.85	0	0	0	0	4.85	0	0	0	0	0	0	0
6 GOODWIK FINVEST PVT LTD	AAAC1597E	500000	500000	0	0	500000	4.85	0	0	0	0	4.85	0	0	0	0	0	0	0
7 GBA FINVEST PVT LTD	AAAC1277M	500000	500000	0	0	500000	4.85	0	0	0	0	4.85	0	0	0	0	0	0	0
8 HAWAI CAPITAL PVT LTD	AAAC1927N	500000	500000	0	0	500000	4.85	0	0	0	0	4.85	0	0	0	0	0	0	0
9 IRIEL FINVEST PVT LTD	AAAC0648H	500000	500000	0	0	500000	4.85	0	0	0	0	4.85	0	0	0	0	0	0	0
10 WONGER ROOF FINANCE INVESTMENT PVT LTD	AAAC07189H	500000	500000	0	0	500000	4.85	0	0	0	0	4.85	0	0	0	0	0	0	0
11 TRIMURTI FINVEST PVT LIMITED	AAAC7429F	500000	500000	0	0	500000	4.85	0	0	0	0	4.85	0	0	0	0	0	0	0
12 INTIME FINANCE INVESTMENT 7 LTD	AAAC1985K	500000	500000	0	0	500000	4.85	0	0	0	0	4.85	0	0	0	0	0	0	0
Sub Total (A)(i)			7536700	0	0	7536700	72.97	0	0	0	0	72.97	0	0	0	0	0	0	0
Foreign																			
(a) Individual/Non Resident Individual/Foreign Individual																			
(b) Government																			
(c) Institutions																			
(d) Foreign Portfolio Investor																			
(e) Any Other (Specify)																			
Sub Total (A)(ii)			0	0	0	0	0.00	0	0	0	0	0.00	0	0	0	0	0	0	0
Total Shareholding of Promoter and Promoter Group (A)(i)+(A)(ii)			7536700	0	0	7536700	72.97	0	0	0	0	72.97	0	0	0	0	0	0	0




Table III - Statement showing shareholding pattern of the Public Shareholder

Category & Name of the Shareholders	PA N	Nos. of shares held	No. of fully paid up equity shares held	Partly paid-up equity shares held	Nos. of shares underlying Depository Receipts	Total nos. shares held (VII)=(IV)+(V)+(VI)	Shareholding % calculate d as per SCRR, 1957 As a % of (A+B+C2)	Number of Voting Rights held in each class of securities			No. of Shares Outstanding convertible securities (Including Warrants)	Total shareholding as a % assuming full conversion of convertible securities (as a percentage of diluted share capital)	Number of Locked in shares		Number of Shares pledged or otherwise encumbered		Number of equity shares held in dematerialised form	
								Class X		Total			Total as a % of Total Voting rights	(a)	(b)	(Not applicable) (a)		As a % of total shares held (the applicable) (b)
								Class X	Class Y									
1 Institutions	(i)	(ii)	(iii)	(iv)	(v)	(vi)	(vii)=(iv)+(v)+(vi)	(viii)	(ix)			(x)	(xi)		(xii)	(xiii)	(xiv)	
(a) Mutual Fund			3	0	0	0	0.0000	0	0	0	0	0.0000	0	0.0000	0	0.0000	0	0
(b) Venture Capital Funds			2	0	0	0	0.0000	0	0	0	0	0.0000	0	0.0000	0	0.0000	0	0
(c) Alternate Investment Funds			0	0	0	0	0.0000	0	0	0	0	0.0000	0	0.0000	0	0.0000	0	0
(d) Foreign Venture Capital Investors			0	0	0	0	0.0000	0	0	0	0	0.0000	0	0.0000	0	0.0000	0	0
(e) Foreign Portfolio Investors			0	0	0	0	0.0000	0	0	0	0	0.0000	0	0.0000	0	0.0000	0	0
(f) Financial Institutions/Banks			0	0	0	0	0.0000	0	0	0	0	0.0000	0	0.0000	0	0.0000	0	0
(g) Insurance Companies			0	0	0	0	0.0000	0	0	0	0	0.0000	0	0.0000	0	0.0000	0	0
(h) Provident Funds/Pensioners			0	0	0	0	0.0000	0	0	0	0	0.0000	0	0.0000	0	0.0000	0	0
(i) Any Other Specity			0	0	0	0	0.0000	0	0	0	0	0.0000	0	0.0000	0	0.0000	0	0
2 Central Government/State Government/President of India			0	0	0	0	0.0000	0	0	0	0	0.0000	0	0.0000	0	0.0000	0	0
3 Non-institutions			0	0	0	0	0.0000	0	0	0	0	0.0000	0	0.0000	0	0.0000	0	0
(a) 1. Individual Shareholders holding Nominal Share Capital Above 2 Lacs			170	87800	0	0	0.8512	87800	87800	0.8512	0	0.8512	0	0.0000	0	0.0000	0	0
(b) NBFCs Registered with RBI			0	0	0	0	0.0000	0	0	0.0000	0	0.0000	0	0.0000	0	0.0000	0	0
(c) Employee Trusts			0	0	0	0	0.0000	0	0	0.0000	0	0.0000	0	0.0000	0	0.0000	0	0
(d) Any other (Specify)			0	0	0	0	0.0000	0	0	0.0000	0	0.0000	0	0.0000	0	0.0000	0	0
(e1) Bodies Corporate			25	2709500	0	0	26.1893	2709500	2709500	26.1893	0	26.1893	0	0.0000	0	0.0000	0	0
(e2) ALISHAN FINCAP PVT LIMITED			0	500000	0	0	4.8473	500000	500000	4.8473	0	4.8473	0	0.0000	0	0.0000	0	0
(e3) Alpha Fincap Private Limited			0	500000	0	0	4.8473	500000	500000	4.8473	0	4.8473	0	0.0000	0	0.0000	0	0
(e4) Non Resident Indian Hnf			0	0	0	0	0.0000	0	0	0.0000	0	0.0000	0	0.0000	0	0.0000	0	0
(e5) Trusts			0	0	0	0	0.0000	0	0	0.0000	0	0.0000	0	0.0000	0	0.0000	0	0
(e6) Clearing Members/Issue			0	0	0	0	0.0000	0	0	0.0000	0	0.0000	0	0.0000	0	0.0000	0	0
(e7) Foreign Companies			0	0	0	0	0.0000	0	0	0.0000	0	0.0000	0	0.0000	0	0.0000	0	0
(e8) IEPF			0	0	0	0	0.0000	0	0	0.0000	0	0.0000	0	0.0000	0	0.0000	0	0
(e9) Escrow Accounts			0	0	0	0	0.0000	0	0	0.0000	0	0.0000	0	0.0000	0	0.0000	0	0
Sub Total (B)(3)			159	2788300	0	0	27.0315	2788300	2788300	27.0315	0	27.0315	0	0.0000	0	0.0000	0	0
Total Public Shareholding (B)- (B)(1)+(B)(2) + B (3)			159	2788300	0	0	27.0315	2788300	2788300	27.0315	0	27.0315	0	0.0000	0	0.0000	0	0






Table IV - Statement showing shareholding pattern of the Non Promoter, Non Public shareholder

Category & Name of the Shareholders	PAN	No. of shareholder	No. of fully paid up equity shares held	Party paid-up equity shares held	Nos. of shares underlying Depository Receipts	Total no. shares held (VII)=(IV)+(V)+(VI)+(VII)	Shareholding % calculate as per SCRR, 1957 As a % of (A+B+C2)	Number of Voting Rights held in each class of securities			Total as a % of Total Voting rights	No. of Shares Underlying Outstanding convertible securities (including Warrants)	Total shareholding, as a % assuming full conversion of convertible securities (as a percentage of diluted share capital)	Number of Locked in shares		Number of Shares pledged or otherwise encumbered		Number of equity shares held in dematerialized form (Not Applicable)	
								Class X	Class Y	Total				No. shares	As a % of total shares held	No. (Not applicable)	As a % of total share held (Not applicable)		
(i)	(ii)	(iii)	(iv)	(v)	(vi)	(vii)	(viii)	(ix)			(x)	(xi)=(xii)+(xiii)	(xii)		(xiii)		(xiv)		
C1 Custodian/DR Holder		0	0	0	0	0	0	0	0	0	0.00	0	0	0	0	0.00	0	0.00	0
C2 Employees Benefit Trust (Under SEBI Share Based Employee Benefit Regulation 2014)		0	0	0	0	0	0	0	0	0	0.00	0	0	0	0.00	0	0.00	0	
Total Non Promoter Non Public Shareholding (C)=(C1)+(C2)		0	0	0	0	0	0	0	0	0	0.00	0	0	0	0.00	0	0.00	0	