

Format of holding of specified securities

BASANT INDIA LIMITED

1. Name of Listed Entity:
2. Scrip Code/Name of Scrip/Class of Security
3. Share Holding Pattern Filed under: Reg. 31(1)(a)/Reg. 31(1)(b)/Reg.31(1)(c)
 - a. If under 31(1)(b) then indicate the report for Quarter ending
 - b. If under 31(1)(c) then indicate date of allotment/extinguishment
4. Declaration: The Listed entity is required to submit the following declaration to the extent of submission of information:-

30.09.2017

Particulars	Yes*	No*
1. Whether the Listed Entity has issued any partly paid up shares?		No
2. Whether the Listed Entity has issued any Convertible Securities or Warrants?		No
3. Whether the Listed Entity has any shares against which depository receipts are issued?		No
4. Whether the Listed Entity has any shares in locked-in?		No
5. Whether any shares held by promoters are pledge or otherwise encumbered?		No

** If the Listed Entity selects the option 'No' for the questions above, the columns for the partly paid up shares, Outstanding Convertible Securities/Warrants, depository receipts, locked-in shares, No of shares pledged or otherwise encumbered by promoters, as applicable, shall not be displayed at the time of dissemination on the Stock Exchange website. Also wherever there is 'No' declared by Listed Entity in above table the values will be considered as 'Zero' by default on submission of the format of holding of specified securities.*

5. The tabular format for disclosure of holding of specified securities is as follows:-




Table I - Summary Statement holding of specified securities

Category	Category of shareholder	Nos. of share holders	No. of fully paid up equity shares held	No. of Partly paid-up equity shares held	No. of shares underlying Depository Receipts	Total nos. shares held (VII)=(IV)+(V)+(VI)	Shareholding as a % of total no. of shares (calculated as per SCRR, 1957) As a % of (A+B+C2)	Number of Voting Rights held in each class of securities			No. of Shares Underlying Outstanding convertible securities (including Warrants)	Shareholding, as a % assuming full conversion of convertible securities (as a percentage of diluted share capital) As a % of (A+B+C2)	Number of Locked in shares		Number of Shares pledged or otherwise encumbered		Number of shares held in dematerialized form
								Class:Equity	No of Voting Rights Category	Total			Total as a % of (A+B+C)	No. (a)	As a % of total Shares held (b)	No. (a)	
(i)	(ii)	(iii)	(iv)	(v)	(vi)	(vii)=(iv)+(v)+(vi)	(viii)	(ix)			(x)	(xi)=(vii)+(x)	(xii)		(xiii)	(xiv)	
(A)	Promoter & Promoter Group	14	7526700	0	0	7526700	72.97	2526700.00		2526700.00	24.50	0	0	0	0	0	0
(B)	Public	195	2788300	0	0	2788300	27.03	7788300.00		7788300.00	75.50	0	0	0	0	0	0
(C)	Non Promoter Non Public					0											
(C1)	Shares underlying DRS	0				0		0			0.00	0	0	0	0	0	0
(C2)	Shares held by Employee Trusts	0	00			0	0.00	00		0	0.00	0	0	0	0	0	0
Total		209	10315000	0	0	10315000	100.00	10315000	0.00	10315000.00	100.00	0	0	0	0	0	0



Table 1: Shareholding pattern of the Promoter and Promoter Group

Category & Name of the Shareholders	PAN	No. of Sharehold ^{er}	No. of Fully paid up equity shares held	Partly paid-up equity shares held	No. of shares underlying Depository Receipts	Total nos. shares held (VI)=(IV)+(V)+(VI)	Shareholding % calculated as per SCRR, 1957 as a % of (A+B+C)	Number of Voting Rights held in each class of securities			Total as a % of Total Voting Rights	No. of Shares Underlying Outstanding convertible Securities (Including Warrants)	Shareholding, as a % of conversion of all securities (as a percentage of diluted share capital) as a % of A+B+C2	Number of Locked in shares	Number of Shares pledged or otherwise encumbered	Number of equity shares held in dematerialized form
								Class X	Class Y	Total						
(i)	(ii)	(iii)	(iv)	(v)	(vi)	(vii)	(viii)	(ix)	(x)	(xi)	(xii)	(xiii)	(xiv)	(xv)	(xvi)	
1 Indian individual/ Hindu Undivided Family		2	1356700	0	0	1356700	14.88	1356700	0	1356700	14.88	0	0	0	0.00	0
(a) SHROD AGGARWAL	AAEPN723K	0	880000	0	0	880000	8.53	880000	0	880000	8.53	0	0	0.00	0	
MAOHJYAK AGGARWAL	AAEPN4218N	0	646700	0	0	646700	6.27	646700	0	646700	6.27	0	0	0.00	0	
(b) Central Government/State Government(s)		0	0	0	0	0	0.00	0	0	0	0.00	0	0	0.00	0	
(c) Financial Institution/Banks		0	0	0	0	0	0.00	0	0	0	0.00	0	0	0.00	0	
(d) Any Other (Specify)		2	6000000	0	0	6000000	58.13	6000000	0	6000000	58.13	0	0	0.00	0	
1 V S STATE PVT LTD	AAACG0272F	0	500000	0	0	500000	4.85	500000	0	500000	4.85	0	0	0.00	0	
2 AADPUR FINVEST PVT LTD	AAACG5899E	0	500000	0	0	500000	4.85	500000	0	500000	4.85	0	0	0.00	0	
3 J U FINVEST PVT LTD	AAACJ1588F	0	500000	0	0	500000	4.85	500000	0	500000	4.85	0	0	0.00	0	
4 WADIPUR FINVEST PVT LTD	AAACW6827N	0	500000	0	0	500000	4.85	500000	0	500000	4.85	0	0	0.00	0	
5 JAB FINVEST PVT LTD	AAACJ1587E	0	500000	0	0	500000	4.85	500000	0	500000	4.85	0	0	0.00	0	
6 GOODWOK FINVEST PVT LTD	AAACG054G	0	500000	0	0	500000	4.85	500000	0	500000	4.85	0	0	0.00	0	
7 GAK FINVEST PVT LTD	AAACG2174H	0	500000	0	0	500000	4.85	500000	0	500000	4.85	0	0	0.00	0	
8 HANNA CAPITAL PVT LTD	AAACH327N	0	500000	0	0	500000	4.85	500000	0	500000	4.85	0	0	0.00	0	
9 GAB FINVEST PVT LTD	AAACG6463H	0	500000	0	0	500000	4.85	500000	0	500000	4.85	0	0	0.00	0	
20 WONDEN ROCK FINANCE INVESTMENT PVT LTD	AAACH1089F	0	500000	0	0	500000	4.85	500000	0	500000	4.85	0	0	0.00	0	
11 TRIMUKART FINVEST PVT LIMITED	AAACT2399F	0	500000	0	0	500000	4.85	500000	0	500000	4.85	0	0	0.00	0	
12 INTIME FINANCE INVESTMENT P LTD	AAACJ3854A	0	500000	0	0	500000	4.85	500000	0	500000	4.85	0	0	0.00	0	
Sub Total (A)(1)		4	7326700	0	0	7326700	72.97	7326700	0	7326700	72.97	0	0	0.00	0	
2 Foreign Individual/Non Resident Individual/Foreign Individual		0	0	0	0	0	0.00	0	0	0	0.00	0	0	0.00	0	
(a) Government		0	0	0	0	0	0.00	0	0	0	0.00	0	0	0.00	0	
(b) Institutions		0	0	0	0	0	0.00	0	0	0	0.00	0	0	0.00	0	
(c) Foreign Portfolio Investor		0	0	0	0	0	0.00	0	0	0	0.00	0	0	0.00	0	
(d) Any Other (Specify)		0	0	0	0	0	0.00	0	0	0	0.00	0	0	0.00	0	
Sub Total (A)(2)		0	0	0	0	0	0.00	0	0	0	0.00	0	0	0.00	0	
Total Shareholding of Promoter and Promoter Group (A)-(A)(1)+(A)(2)		4	7326700	0	0	7326700	72.97	7326700	0	7326700	72.97	0	0	0.00	0	




Table III - Statement showing shareholding pattern of the Public shareholder

Category & Name of the Shareholders	PA	Nos. of share holder	No. of fully paid up equity shares held	Partly paid-up equity shares held	Nos. of shares underlying Depository Receipts	Total nos. shares held	Shareholding % calculated as per SCRR, 1957 As a % of (A+B+C2)	(ix)			No. of Shares Underlying convertible securities (including Warrants)	Total shareholding as a % assuming full conversion of convertible securities (as a percentage of diluted share capital)	(xii)		(xiii)		Number of equity shares held in dematerialised form	
								Class X	Class Y	Total			No. (a)	% of total Shares held (b)	No. (Not applicable) (a)	% of total shares held (Not applicable) (b)		
1 Institutions																		
(a) Mutual Fund		0	0	0	0	0	0.0000	0	0	0	0.0000	0	0.0000	0	0.0000	0	0.0000	0
(b) Venture Capital Funds		0	0	0	0	0	0.0000	0	0	0	0.0000	0	0.0000	0	0.0000	0	0.0000	0
(c) Alternate Investment Funds		0	0	0	0	0	0.0000	0	0	0	0.0000	0	0.0000	0	0.0000	0	0.0000	0
(d) Foreign Venture Capital		0	0	0	0	0	0.0000	0	0	0	0.0000	0	0.0000	0	0.0000	0	0.0000	0
(e) Foreign Portfolio Investors		0	0	0	0	0	0.0000	0	0	0	0.0000	0	0.0000	0	0.0000	0	0.0000	0
(f) Financial Institutions/Banks		0	0	0	0	0	0.0000	0	0	0	0.0000	0	0.0000	0	0.0000	0	0.0000	0
(g) Insurance Companies		0	0	0	0	0	0.0000	0	0	0	0.0000	0	0.0000	0	0.0000	0	0.0000	0
(h) Provident Fund/Pensions		0	0	0	0	0	0.0000	0	0	0	0.0000	0	0.0000	0	0.0000	0	0.0000	0
(i) Any Other Specific		0	0	0	0	0	0.0000	0	0	0	0.0000	0	0.0000	0	0.0000	0	0.0000	0
Sub Total (B)(1)		0	0	0	0	0	0.0000	0	0	0	0.0000	0	0.0000	0	0.0000	0	0.0000	0
2 Central Government/State Government/President of India		0	0	0	0	0	0.0000	0	0	0	0.0000	0	0.0000	0	0.0000	0	0.0000	0
Sub Total (B)(2)		0	0	0	0	0	0.0000	0	0	0	0.0000	0	0.0000	0	0.0000	0	0.0000	0
3 Non-Institutions																		
(a) 1. Individual Shareholders holding Nominal Share Capital		170	87800	0	0	87800	0.8512	87800	87800	0	0.8512	0	0.8512	0	0.8512	0	0.8512	0
2. Individual Shareholders holding Nominal Share Capital Above 2 Lacs																		
(b) NBFCs Registered with RBI		0	0	0	0	0	0.0000	0	0	0	0.0000	0	0.0000	0	0.0000	0	0.0000	0
(c) Employee Trusts		0	0	0	0	0	0.0000	0	0	0	0.0000	0	0.0000	0	0.0000	0	0.0000	0
(d) Any Other (Specify)		0	0	0	0	0	0.0000	0	0	0	0.0000	0	0.0000	0	0.0000	0	0.0000	0
(e) Bodies Corporate		25	2700500	0	0	2700500	26.1803	2700500	2700500	0	26.1803	0	26.1803	0	26.1803	0	26.1803	0
(e.1) AJSHAN FINCAP PVT LIMITED			500000	0	0	500000	4.8473	500000	500000	0	4.8473	0	4.8473	0	4.8473	0	4.8473	0
(e.2) Ajanta Fincap Private Limited			500000	0	0	500000	4.8473	500000	500000	0	4.8473	0	4.8473	0	4.8473	0	4.8473	0
(e.3) Non Resident Indians		0	0	0	0	0	0.0000	0	0	0	0.0000	0	0.0000	0	0.0000	0	0.0000	0
(e.4) Resident Indian HUF		0	0	0	0	0	0.0000	0	0	0	0.0000	0	0.0000	0	0.0000	0	0.0000	0
(e.5) Trusts		0	0	0	0	0	0.0000	0	0	0	0.0000	0	0.0000	0	0.0000	0	0.0000	0
(e.6) Clearing Members/House		0	0	0	0	0	0.0000	0	0	0	0.0000	0	0.0000	0	0.0000	0	0.0000	0
(e.7) Foreign Companies		0	0	0	0	0	0.0000	0	0	0	0.0000	0	0.0000	0	0.0000	0	0.0000	0
(e.8) IEPF		0	0	0	0	0	0.0000	0	0	0	0.0000	0	0.0000	0	0.0000	0	0.0000	0
(e.9) Escrow Account		0	0	0	0	0	0.0000	0	0	0	0.0000	0	0.0000	0	0.0000	0	0.0000	0
(e.9) Others		195	2788300	0	0	2788300	27.0315	2788300	2788300	0	27.0315	0	27.0315	0	27.0315	0	27.0315	0
Sub Total (B)(3)		195	2788300	0	0	2788300	27.0315	2788300	2788300	0	27.0315	0	27.0315	0	27.0315	0	27.0315	0
Total Public Shareholding (B)= (B)(1)+(B)(2) + B (3)		195	2788300	0	0	2788300	27.0315	2788300	2788300	0	27.0315	0	27.0315	0	27.0315	0	27.0315	0




Table IV - Statement showing shareholding pattern of the Non Promoter - Non Public Shareholder

Category & Name of the Shareholders	PAN	No. of shareholder	No. of fully paid up equity shares held	Partly paid-up equity shares held	Nos. of Shares underlying Depository Receipts	Total no. shares held (VII)=(IV)+(V)+(VI)	Shareholding % calculate as per SCRR, 1957 As a % of (A+B+C2)	Number of Voting Rights held in each class of securities			Total as a % of Total Voting rights	No. of Shares Underlying Outstanding convertible securities (including Warrants)	Total shareholding, as a % assuming full conversion of convertible securities (as a percentage of diluted share capital)	Number of Locked in shares		Number of Shares pledged or otherwise encumbered		Number of equity shares held in dematerialized form (Not Applicable)
								Class X	Class Y	Total				No. As a % of total Shares held	No. (Not applicable)	As a % of total share s held (Not applicable)		
(i)	(ii)	(iii)	(iv)	(v)	(vi)	(vii)	(viii)	(ix)			(x)	(xi)=[(vii)+(x)]	(xii)		(xiii)		(xiv)	
C1 Custodian/DPS Holder		0	0	0	0	0	0	0	0	0	0	0	0	0	0	0	0	0
C2 Employees Benefit Trust (Under SEBI (Share Based Employee Benefit Regulation 2014)		0	0	0	0	0	0	0	0	0	0	0	0	0	0	0	0	0
Total Non Promoter Non Public Shareholding (C)=(C1)+(C2)		0	0	0	0	0	0	0	0	0	0	0	0	0	0	0	0	0

