

**Format of holding of specified securities**

BASANT INDIA LIMITED

1. Name of Listed Entity:
2. Scrip Code/Name of Scrip/Class of Security
3. Share Holding Pattern Filed under: Reg. 31(1)(a)/Reg. 31(1)(b)/Reg.31(1)(c)
  - a. If under 31(1)(b) then indicate the report for Quarter ending 30.09.2020
  - b. If under 31(1)(c) then indicate date of allotment/extinguishment
4. Declaration: The Listed entity is required to submit the following declaration to the extent of submission of information:-

Particulars	Yes*	No*
1. Whether the Listed Entity has issued any partly paid up shares?		No
2. Whether the Listed Entity has issued any Convertible Securities or Warrants?		No
3. Whether the Listed Entity has any shares against which depository receipts are issued?		No
4. Whether the Listed Entity has any shares in locked-in?		No
5. Whether any shares held by promoters are pledge or otherwise encumbered?		No

*\* If the Listed Entity selects the option 'No' for the questions above, the columns for the partly paid up shares, Outstanding Convertible Securities/Warrants, depository receipts, locked-in shares, No of shares pledged or otherwise encumbered by promoters, as applicable, shall not be displayed at the time of dissemination on the Stock Exchange website. Also wherever there is 'No' declared by Listed Entity in above table the values will be considered as 'Zero' by default on submission of the format of holding of specified securities.*

5. The tabular format for disclosure of holding of specified securities is as follows:-




Table I - Summary Statement holding of specified securities

Category	Category of shareholder	Nos. of shareholders	No. of fully paid up equity shares held	No. of Partly paid-up equity shares held	No. of shares underlying Depository Receipts	Total nos. shares held (VII)=(IV)+(V)+(VI)	Shareholding as a % of Total no. of shares [calculated as per SCRR, 1957] As a % of (A+B+C2)	Number of Voting Rights held in each class of securities			No. of Shares Underlying Outstanding convertible securities (including Warrants)	Shareholding, as a % assuming full conversion of convertible securities (as a percentage of diluted share capital) As a % of (A+B+C2)	Number of locked in shares		Number of Shares pledged or otherwise encumbered		Number of equity shares held in dematerialized form
								Class: Equity	Class: VV	Total			No. (a)	As a % of total Shares held (b)	No. (a)	As a % of total Shares held (b)	
(I)	(ii)	(iii)	(iv)	(v)	(vi)	(vii)	(viii)	(ix)			(x)	(xi)=[vii/(ix)]	(xii)	(xiii)	(xiv)	(xv)	
(A)	Promoter & Promoter Group	14	7526700	0	0	7526700	72.97	2526700	0	2526700.00	24.50	0	0	0	0	0	0
(B)	Public	179	2788300	0	0	2788300	27.03	7788300	0	7788300.00	75.50	0	0	0	0	0	0
(C)	Non Promoter- Non Public					0		0		0	0.00	0	0	0	0	0	0
(C1)	Shares underlying DRs	0				0		0		0	0.00	0	0	0	0	0	0
(C2)	Shares held by Employee Trusts	0	00			0	0.00	00		0	0.00	0	0	0	0	0	0
	Total	193	10315000	0	0	10315000	100.00	10315000	0.00	10315000.00	100.00	0	0	0	0	0	0



Table B - Statement showing Shareholding Pattern of the Promoter and Promoter Group

1	Category & Name of the Shareholders	PAN	No. of Shareholders	No. of fully paid up equity shares held	Party holding equity shares held	Nos. of Shares underlying Depository Receipts	Total nos. shares held	Shareholding % calculated as per SCRR, 1957 As a % of (A+B+C2)	No. of Voting Rights held in each class of securities			Total as a % of Total Voting Rights	(x)	(xi) (vi)-(x)	(xii)	(xiii)	(xiv)	
									Class x	Class y	Total							
1	Indian																	
(a)	Individual/ Hindu Undivided Family		2	1326700	0	0	1326700	14.80	1326700	0	1326700	14.80	0	0	0	0	0	0
	VINDO AGGARWAL	AABF7313R		882000	0	0	882000	8.33	882000	0	882000	8.33	0	0	0	0	0	0
	MADHUKAR AGGARWAL	AAEF8331N		646700	0	0	646700	6.27	646700	0	646700	6.27	0	0	0	0	0	0
(b)	Central Government/ State Government(s)		0	0	0	0	0	0.00	0	0	0	0.00	0	0	0	0	0	0
(c)	Financial Institutions/Banks		0	0	0	0	0	0.00	0	0	0	0.00	0	0	0	0	0	0
(d)	Joint Venture (Specialty)		2	1000000	0	0	6000000	58.17	6000000	0	6000000	58.17	0	0	0	0	0	0
	V S ESTATE PVT LTD	AAAC0672F		500000	0	0	500000	4.85	500000	0	500000	4.85	0	0	0	0	0	0
	AZADWIN INVEST PVT LTD	AAAC6699E		500000	0	0	500000	4.85	500000	0	500000	4.85	0	0	0	0	0	0
	3 U INVEST PVT LTD	AAAC1566F		500000	0	0	500000	4.85	500000	0	500000	4.85	0	0	0	0	0	0
	WAZIRPUR INVEST PVT LTD	AAAC0652N		500000	0	0	500000	4.85	500000	0	500000	4.85	0	0	0	0	0	0
	5 JUB INVEST PVT LTD	AAAC1387E		500000	0	0	500000	4.85	500000	0	500000	4.85	0	0	0	0	0	0
	6 GOODWORK INVEST PVT LTD	AAAC6054G		500000	0	0	500000	4.85	500000	0	500000	4.85	0	0	0	0	0	0
	7 GFA INVEST PVT LTD	AAACG127M		500000	0	0	500000	4.85	500000	0	500000	4.85	0	0	0	0	0	0
	8 HAVVA CAPITAL PVT LTD	AAACH1027N		500000	0	0	500000	4.85	500000	0	500000	4.85	0	0	0	0	0	0
	9 GIB INVEST PVT LTD	AAACG649H		500000	0	0	500000	4.85	500000	0	500000	4.85	0	0	0	0	0	0
	10 WINDOFF ROCK FINANCE INVESTMENT PVT LTD	AAAC00869		500000	0	0	500000	4.85	500000	0	500000	4.85	0	0	0	0	0	0
	11 TISHA RTI INVEST PVT LIMITED	AAAC7299F		500000	0	0	500000	4.85	500000	0	500000	4.85	0	0	0	0	0	0
	12 INFINITE FINANCE INVESTMENT P LTD	AAAC1385A		500000	0	0	500000	4.85	500000	0	500000	4.85	0	0	0	0	0	0
	Sub Total (A)(1)		4	2326700	0	0	2326700	24.50	7326700	0	7326700	72.97	0	0	0	0	0	0
2	Foreign							0.00				0.00						
(a)	Individual/ Non Resident Individual/ Foreign Individual		0	0	0	0	0	0.00	0	0	0	0.00	0	0	0	0	0	0
(b)	Government		0	0	0	0	0	0.00	0	0	0	0.00	0	0	0	0	0	0
(c)	Institutions		0	0	0	0	0	0.00	0	0	0	0.00	0	0	0	0	0	0
(d)	Foreign Portfolio Investor		0	0	0	0	0	0.00	0	0	0	0.00	0	0	0	0	0	0
(e)	Any Other (Specify)		0	0	0	0	0	0.00	0	0	0	0.00	0	0	0	0	0	0
(f)	Sub Total (A)(2)		0	0	0	0	0	0.00	0	0	0	0.00	0	0	0	0	0	0
	Total Shareholding of Promoter and Promoter Group		4	2326700	0	0	2326700	24.50	7326700	0	7326700	72.97	0	0	0	0	0	0




Table III - Statement showing shareholding pattern of the Public shareholder

Category & Name of the Shareholders	PAN	No. of shares held	No. of fully paid up equity shares held	Partly paid-up equity shares held	No. of shares underlying Depository receipts	Total no. shares held	Shareholding % of PAN (As a % of (A+B+C+D+E))	Number of Voting Rights held in each class of securities			Total as a % of Total Voting Rights	No. of Shares Underlying convertible securities (including Warrants)	Total Shareholding, as a % assuming full conversion of convertible securities (as a percentage of diluted share capital)	Number of Locked in shares		Number of Shares pledged or otherwise encumbered	Number of equity shares held in dematerialized form
								Class X	Class Y	Total				No. (a)	% of total Shares held (b)		
1																	
(i) Institutions																	
(a) Mutual Fund			0	0	0	0	0.0000	0	0	0	0	0.0000	0	0	0	0	0
(b) Venture Capital Funds			0	0	0	0	0.0000	0	0	0	0	0.0000	0	0	0	0	0
(c) Alternate Investment Funds			0	0	0	0	0.0000	0	0	0	0	0.0000	0	0	0	0	0
(d) Foreign Venture Capital Investor			0	0	0	0	0.0000	0	0	0	0	0.0000	0	0	0	0	0
(e) Foreign Venture Capital Investor			0	0	0	0	0.0000	0	0	0	0	0.0000	0	0	0	0	0
(f) Foreign Venture Capital Investor			0	0	0	0	0.0000	0	0	0	0	0.0000	0	0	0	0	0
(g) Foreign Venture Capital Investor			0	0	0	0	0.0000	0	0	0	0	0.0000	0	0	0	0	0
(h) Foreign Venture Capital Investor			0	0	0	0	0.0000	0	0	0	0	0.0000	0	0	0	0	0
(i) Provident Fund/Pension Funds			0	0	0	0	0.0000	0	0	0	0	0.0000	0	0	0	0	0
(j) Any Other Specific			0	0	0	0	0.0000	0	0	0	0	0.0000	0	0	0	0	0
2			0	0	0	0	0.0000	0	0	0	0	0.0000	0	0	0	0	0
(a) Central Government/State Government/President of India			0	0	0	0	0.0000	0	0	0	0	0.0000	0	0	0	0	0
(b) Sub Total (B1.1)			0	0	0	0	0.0000	0	0	0	0	0.0000	0	0	0	0	0
3			0	0	0	0	0.0000	0	0	0	0	0.0000	0	0	0	0	0
(a) 1. Institutional Shareholders holding Nominal Share Capital			170	87800	87800	87800	0.8512	0	0	0	0	0.8512	0	0	0	0	0
2. Individual Shareholders holding Nominal Share Capital			5	2209000	2209000	2209000	21.3282	0	0	0	0	21.3282	0	0	0	0	0
Above 2. Lists																	
UJASHANKAR KUMAR	DOUW75242A		0	500000	500000	500000	4.8473	0	0	0	0	4.8473	0	0	0	0	0
MANOJ KUMAR	DIPE23871M		0	500000	500000	500000	4.8473	0	0	0	0	4.8473	0	0	0	0	0
SANJAY PRASAD	CGGP73111M		0	500000	500000	500000	4.8473	0	0	0	0	4.8473	0	0	0	0	0
HARENDRA KUMAR MALHOTRA	BNQD46522D		0	500000	500000	500000	4.8473	0	0	0	0	4.8473	0	0	0	0	0
(b) 1. Institutional Shareholders holding Nominal Share Capital			0	200000	200000	200000	1.9389	0	0	0	0	1.9389	0	0	0	0	0
(c) 2. Individual Shareholders holding Nominal Share Capital			0	0	0	0	0.0000	0	0	0	0	0.0000	0	0	0	0	0
(d) 3. Institutional Shareholders holding Nominal Share Capital			0	0	0	0	0.0000	0	0	0	0	0.0000	0	0	0	0	0
(e) 4. Individual Shareholders holding Nominal Share Capital			0	0	0	0	0.0000	0	0	0	0	0.0000	0	0	0	0	0
(e1) Bodies Corporate			0	500500	500500	500500	4.8222	0	0	0	0	4.8222	0	0	0	0	0
(e2) Non Resident Indians			0	0	0	0	0.0000	0	0	0	0	0.0000	0	0	0	0	0
(e3) Non Resident Indians			0	0	0	0	0.0000	0	0	0	0	0.0000	0	0	0	0	0
(e4) Trusts			0	0	0	0	0.0000	0	0	0	0	0.0000	0	0	0	0	0
(e5) Centre Members/House			0	0	0	0	0.0000	0	0	0	0	0.0000	0	0	0	0	0
(e6) Foreign Companies			0	0	0	0	0.0000	0	0	0	0	0.0000	0	0	0	0	0
(e7) Foreign Companies			0	0	0	0	0.0000	0	0	0	0	0.0000	0	0	0	0	0
(e8) Savings Account			0	0	0	0	0.0000	0	0	0	0	0.0000	0	0	0	0	0
(e9) Others			0	0	0	0	0.0000	0	0	0	0	0.0000	0	0	0	0	0
Sub Total (B1.3)			170	2788300	2788300	2788300	27.0315	0	0	0	0	27.0315	0	0	0	0	0
Total Public Shareholding (B1 + B2 + B3 + B4)			170	2788300	2788300	2788300	27.0315	0	0	0	0	27.0315	0	0	0	0	0




Table IV - Statement showing shareholding pattern of the Non Promoter- Non Public Shareholder

Category & Name of the Shareholders	PAN	No. of shareholder	No. of fully paid up equity shares held	Partly paid-up equity shares held	Nos. of shares underlying Depository Receipts	Total no. shares held (v)=(iv)+(v)+(vi)	Shareholding % calculate d as per SCRR, 1957 As a % of (A+B+C)	Number of Voting Rights held in each class of securities			No. of Shares Outstanding convertible securities (including Warrants)	Total shareholding, as a % assuming full conversion of convertible securities (as a percentage of diluted share capital) [(x)+(xii)+(xiii)]	Number of Locked in shares		Number of Shares pledged or otherwise encumbered		Number of equity shares held in dematerialized form (Not Applicable)
								Class X	Class Y	Total			No. As a % of total shares held	No. (Not applicable)	As a % of total share s held (Not applicable)		
(i)	(ii)	(iii)	(iv)	(v)	(vi)	(vii)=(iv)+(v)+(vi)	(viii)			(ix)	(x)	(xi)	(xii)	(xiii)	(xiv)		
C1 Custodian/DPA holder		0	0	0	0	0	0	0	0	0	0	0	0	0	0	0	0
C2 Employees Benefit Trust (Under SEBI (Share Based Employee Benefit Regulation 2014)		0	0	0	0	0	0	0	0	0	0	0	0	0	0	0	0
Total Non Promoter Non Public Shareholding (C1)+(C2)		0	0	0	0	0	0	0	0	0	0	0	0	0	0	0	0

