

**Format of holding of specified securities**

BASANT INDIA LIMITED

1. Name of Listed Entity:
2. Scrip Code/Name of Scrip/Class of Security
3. Share Holding Pattern Filed under: Reg. 31(1)(a)/Reg. 31(1)(b)/Reg.31(1)(c)
  - a. If under 31(1)(b) then indicate the report for Quarter ending
  - b. If under 31(1)(c) then indicate date of allotment/extinguishment
4. Declaration: The Listed entity is required to submit the following declaration to the extent of submission of information:-

31.03.2017

| Particulars   | Yes* | No* |
|---|------|-----|
| 1. Whether the Listed Entity has issued any partly paid up shares?                        |      | No  |
| 2. Whether the Listed Entity has issued any Convertible Securities or Warrants?           |      | No  |
| 3. Whether the Listed Entity has any shares against which depository receipts are issued? |      | No  |
| 4. Whether the Listed Entity has any shares in locked-in?                                 |      | No  |
| 5. Whether any shares held by promoters are pledge or otherwise encumbered?               |      | No  |

\* If the Listed Entity selects the option 'No' for the questions above, the columns for the partly paid up shares, Outstanding Convertible Securities/Warrants, depository receipts, locked-in shares, No of shares pledged or otherwise encumbered by promoters, as applicable, shall not be displayed at the time of dissemination on the Stock Exchange website. Also wherever there is 'No' declared by Listed Entity in above table the values will be considered as 'Zero' by default on submission of the format of holding of specified securities.

5. The tabular format for disclosure of holding of specified securities is as follows:-




Table I - Summary Statement holding of specified securities

| Category | Category of shareholder        | Nos. of shareholders | No. of fully paid up equity shares held | No. of Partly paid-up equity shares held | No. of shares underlying Depository Receipts | Total nos. shares held<br>(VII)=(IV)+(V)+(VI) | Shareholding as a % of total no. of shares (calculated as per SCRR, 1957) As a % of (A+B+C2) | Number of Voting Rights held in each class of securities |              |             | No. of Shares Underlying Outstanding convertible securities (including Warrants) | Shareholding, as a % assuming full conversion of convertible securities (as a percentage of diluted share capital) As a % of (A+B+C2) | Number of Locked in Shares |                                 | Number of Shares pledged or otherwise encumbered |                                 | Number of equity shares held in dematerialized form |
|----------|--------------------------------|----------------------|---|--|--|---|--|--|--------------|-------------|--|---|----------------------------|---------------------------------|--|---------------------------------|---|
|          |                                |                      |   |  |  |   |  | Class/Equity   | Class/Equity | Total       |  |   | No. (a)                    | As a % of total Shares held (b) | No. (a)  | As a % of total Shares held (b) |   |
| (i)      | (ii)                           | (iii)                | (iv)                                    | (v)                                      | (vi)   | (vii)=(iv)+(v)+(vi)                           | (viii)   | (ix)   |              |             | (x)  | (xi)=(vii)-(x)  | (xii)                      | (xiii)                          |  | (xiv)                           |   |
| (A)      | Promoter & Promoter Group      | 14                   | 7526700                                 | 0  | 0  | 7526700                                       | 72.97  | 2526700  | 0            | 2526700.00  | 24.50  | 0   | 0                          | 0                               | 0  | 0                               |   |
| (B)      | Public                         | 195                  | 2788300                                 | 0  | 0  | 2788300                                       | 27.03  | 2788300  | 0            | 2788300.00  | 75.50  | 0   | 0                          | 0                               | 0  | 0                               |   |
| (C)      | Non Promoter- Non Public       |                      |   |  |  | 0   |  |  |              |             |  |   |                            |                                 |  |                                 |   |
| (C1)     | Shares underlying DRs          | 0                    |   |  | 0  |   |  | 0  |              |             | 0.00   | 0   | 0                          | 0                               | 0  | 0                               |   |
| (C2)     | Shares held by Employee Trusts | 0                    | 00                                      |  | 0  |   | 0.00   | 00   |              | 0           | 0.00   | 0   | 0                          | 0                               | 0  | 0                               |   |
|          | Total                          | 209                  | 10315000                                | 0  | 0  | 10315000                                      | 100.00   | 10315000   | 0.00         | 10315000.00 | 100.00   | 0   | 0                          | 0                               | 0.00   | 0                               |   |




Table II - Statement showing shareholding pattern of the Promoter and Promoter Group

| Category & Name of the Shareholders                                 | PAN        | No. of shares held | No. of fully paid up equity shares held | Party paid-up equity shares held | Nos. of shares underlying Depository Receipts | Total nos. shares held<br>(v)=(iv)+(v)+(vi)+(vii) | Shareholding % calculated as per SCRR, 1957 as a % of (A+B+C) | Number of Voting Rights held in each class of securities |         |         | No. of Shares Underlying Outstanding convertible securities (including Warrants) | Shareholding, as a % assuming full conversion of convertible securities of diluted share capital as a % of (A+B+C) | Number of Locked in shares | Number of Shares Pledged or otherwise encumbered | Number of equity shares held in all form |
|---|------------|--------------------|---|----------------------------------|---|---|---|--|---------|---------|--|--|----------------------------|--|--|
|   |            |                    |   |                                  |   |   |   | Class X  | Class Y | Total   |  |  |                            |  |  |
| 1. Indian   |            |                    |   |                                  |   |   |   |  |         |         |  |  |                            |  |  |
| (a) Individual/Hindu Undivided Family                               |            |                    |   |                                  |   |   |   |  |         |         |  |  |                            |  |  |
| VINOD K AGGARWAL  | AAEFN7213R | 2                  | 1326700                                 | 0                                | 0   | 1326700   | 14.80   | 1326700  | 0       | 1326700 | 14.80  | 0  | 0                          | 0.00   | 0  |
| MADHUKAR AGGARWAL   | AAEFN7213R | 0                  | 880000                                  | 0                                | 0   | 880000  | 8.51  | 880000   | 0       | 880000  | 8.51   | 0  | 0                          | 0.00   | 0  |
| Central Government/State Government(s)                              |            |                    |   |                                  |   |   |   |  |         |         |  |  |                            |  |  |
| (b) Financial Institutions/Banks                                    |            |                    |   |                                  |   |   |   |  |         |         |  |  |                            |  |  |
| (c) Any Other (Specify)   |            |                    |   |                                  |   |   |   |  |         |         |  |  |                            |  |  |
| 1 V S ESTATE PVT LTD  | AAACV0572F | 2                  | 6000000                                 | 0                                | 0   | 6000000   | 54.19   | 6000000  | 0       | 6000000 | 54.17  | 0  | 0                          | 0.00   | 0  |
| 2 RAZDANUR FINVEST PVT LTD  | AAACV0669E | 0                  | 500000                                  | 0                                | 0   | 500000  | 4.85  | 500000   | 0       | 500000  | 4.85   | 0  | 0                          | 0.00   | 0  |
| 3 I U FINVEST PVT LTD   | AAACV0672N | 0                  | 500000                                  | 0                                | 0   | 500000  | 4.85  | 500000   | 0       | 500000  | 4.85   | 0  | 0                          | 0.00   | 0  |
| 4 WAZIRPUR FINVEST PVT LTD  | AAACV0672N | 0                  | 500000                                  | 0                                | 0   | 500000  | 4.85  | 500000   | 0       | 500000  | 4.85   | 0  | 0                          | 0.00   | 0  |
| 5 IUB FINVEST PVT LTD   | AAACV1397E | 0                  | 500000                                  | 0                                | 0   | 500000  | 4.85  | 500000   | 0       | 500000  | 4.85   | 0  | 0                          | 0.00   | 0  |
| 6 GODOWNK FINVEST PVT LTD   | AAACV0545G | 0                  | 500000                                  | 0                                | 0   | 500000  | 4.85  | 500000   | 0       | 500000  | 4.85   | 0  | 0                          | 0.00   | 0  |
| 7 GA FINVEST PVT LTD  | AAACV0545G | 0                  | 500000                                  | 0                                | 0   | 500000  | 4.85  | 500000   | 0       | 500000  | 4.85   | 0  | 0                          | 0.00   | 0  |
| 8 HAWA CAPITAL PVT LTD  | AAACV1397M | 0                  | 500000                                  | 0                                | 0   | 500000  | 4.85  | 500000   | 0       | 500000  | 4.85   | 0  | 0                          | 0.00   | 0  |
| 9 GB FINVEST PVT LTD  | AAACV1397M | 0                  | 500000                                  | 0                                | 0   | 500000  | 4.85  | 500000   | 0       | 500000  | 4.85   | 0  | 0                          | 0.00   | 0  |
| 10 WONDER ROCK FINANCE INVESTMENT PVT LTD                           | AAACV1899J | 0                  | 500000                                  | 0                                | 0   | 500000  | 4.85  | 500000   | 0       | 500000  | 4.85   | 0  | 0                          | 0.00   | 0  |
| 11 THAKURTI FINVEST PVT LIMITED                                     | AAACV4299F | 0                  | 500000                                  | 0                                | 0   | 500000  | 4.85  | 500000   | 0       | 500000  | 4.85   | 0  | 0                          | 0.00   | 0  |
| 12 INTIME FINANCE INVESTMENT P LTD                                  | AAACV1394K | 0                  | 500000                                  | 0                                | 0   | 500000  | 4.85  | 500000   | 0       | 500000  | 4.85   | 0  | 0                          | 0.00   | 0  |
| Sub Total (A)(1)  |            | 4                  | 7356700                                 | 0                                | 0   | 7356700   | 72.97   | 7356700  | 0       | 7356700 | 72.97  | 0  | 0                          | 0.00   | 0  |
| 2 Foreign   |            |                    |   |                                  |   |   |   |  |         |         |  |  |                            |  |  |
| (a) Individual/Non Resident Individual/Foreign Individual           |            |                    |   |                                  |   |   |   |  |         |         |  |  |                            |  |  |
| (b) Government  |            |                    |   |                                  |   |   |   |  |         |         |  |  |                            |  |  |
| (c) Institutions  |            |                    |   |                                  |   |   |   |  |         |         |  |  |                            |  |  |
| (d) Foreign Portfolio Investor                                      |            |                    |   |                                  |   |   |   |  |         |         |  |  |                            |  |  |
| (e) Any Other (Specify)   |            |                    |   |                                  |   |   |   |  |         |         |  |  |                            |  |  |
| Sub Total (A)(2)  |            | 0                  | 0                                       | 0                                | 0   | 0   | 0.00  | 0  | 0       | 0       | 0.00   | 0  | 0                          | 0.00   | 0  |
| Total Shareholding of Promoter and Promoter Group (A)-(A)(1)+(A)(2) |            | 4                  | 7356700                                 | 0                                | 0   | 7356700   | 72.97   | 7356700  | 0       | 7356700 | 72.97  | 0  | 0                          | 0.00   | 0  |




Table III - Statement showing shareholding pattern of the Public Shareholder

| Category & Name of the Shareholders                                   | PA N | Nos. of share holder | No. of fully paid up equity shares held | Partly paid-up equity shares held | Nos. of shares underlying Depository Receipts | Total nos. shares held | Shareholding % calculate d as per SCRR, 1957 As a % of (A+B+C2) | Number of Voting Rights held in each class of securities |         |       | No. of Shares Underlying convertible securities (including Warrants) | Total shareholding, as a % assuming full conversion of convertible securities (as a percentage of diluted share capital) | Number of Locked in shares          |         | Number of Shares pledged or otherwise encumbered | Number of equity shares held in dematerialized form |
|---|------|----------------------|---|-----------------------------------|---|------------------------|---|--|---------|-------|--|--|-------------------------------------|---------|--|---|
|   |      |                      |   |                                   |   |                        |   | Class X  | Class Y | Total |  |  | (a) As a % of total shares held (b) | (a) (b) |  |   |
| 1 Institutions  | (i)  | (ii)                 | (iv)                                    | (v)                               | (vi)  | (vii)=(iv)+(v)+(vi)    | (viii)  | (ix)   |         |       | (x)  | (xi)=(vii)+(x)   | (xii)                               |         | (xiii)   | (xiv)   |
| (a) Mutual Fund   |      |                      | 0                                       | 0                                 | 0   | 0                      | 0.0000  | 0  | 0       | 0     | 0  | 0.0000   | 0                                   | 0       | 0  | 0   |
| (b) Venture Capital Funds   |      |                      | 0                                       | 0                                 | 0   | 0                      | 0.0000  | 0  | 0       | 0     | 0  | 0.0000   | 0                                   | 0       | 0  | 0   |
| (c) Alternate Investment Funds  |      |                      | 0                                       | 0                                 | 0   | 0                      | 0.0000  | 0  | 0       | 0     | 0  | 0.0000   | 0                                   | 0       | 0  | 0   |
| (d) Foreign Venture Capital Investors                                 |      |                      | 0                                       | 0                                 | 0   | 0                      | 0.0000  | 0  | 0       | 0     | 0  | 0.0000   | 0                                   | 0       | 0  | 0   |
| (e) Foreign Portfolio Investors                                       |      |                      | 0                                       | 0                                 | 0   | 0                      | 0.0000  | 0  | 0       | 0     | 0  | 0.0000   | 0                                   | 0       | 0  | 0   |
| (f) Financial Institutions/Banks                                      |      |                      | 0                                       | 0                                 | 0   | 0                      | 0.0000  | 0  | 0       | 0     | 0  | 0.0000   | 0                                   | 0       | 0  | 0   |
| (g) Insurance Companies   |      |                      | 0                                       | 0                                 | 0   | 0                      | 0.0000  | 0  | 0       | 0     | 0  | 0.0000   | 0                                   | 0       | 0  | 0   |
| (h) Any Other Specific  |      |                      | 0                                       | 0                                 | 0   | 0                      | 0.0000  | 0  | 0       | 0     | 0  | 0.0000   | 0                                   | 0       | 0  | 0   |
| (i) Sub Total (B)(1)  |      |                      | 0                                       | 0                                 | 0   | 0                      | 0.0000  | 0  | 0       | 0     | 0  | 0.0000   | 0                                   | 0       | 0  | 0   |
| 2 Central Government/State Government/President of India              |      |                      | 0                                       | 0                                 | 0   | 0                      | 0.0000  | 0  | 0       | 0     | 0  | 0.0000   | 0                                   | 0       | 0  | 0   |
| Sub Total (B)(2)  |      |                      | 0                                       | 0                                 | 0   | 0                      | 0.0000  | 0  | 0       | 0     | 0  | 0.0000   | 0                                   | 0       | 0  | 0   |
| 3 Non-institutions  |      |                      | 0                                       | 0                                 | 0   | 0                      | 0.0000  | 0  | 0       | 0     | 0  | 0.0000   | 0                                   | 0       | 0  | 0   |
| (a) 1. Individual Shareholders holding Nominal Share Capital          |      | 170                  | 87800                                   | 0                                 | 0   | 87800                  | 0.8512  | 87800  | 87800   | 0     | 0  | 0.8512   | 0                                   | 0.0000  | 0  | 0.0000  |
| 2. Individual Shareholders holding Nominal Share Capital Above 2 Lacs |      |                      |   |                                   |   |                        | 0.0000  | 0  | 0       | 0     | 0  | 0.0000   | 0                                   | 0.0000  | 0  | 0.0000  |
| (b) NBFC Registered with RBI  |      | 0                    | 0                                       | 0                                 | 0   | 0                      | 0.0000  | 0  | 0       | 0     | 0  | 0.0000   | 0                                   | 0       | 0  | 0   |
| (c) Employee Trusts   |      | 0                    | 0                                       | 0                                 | 0   | 0                      | 0.0000  | 0  | 0       | 0     | 0  | 0.0000   | 0                                   | 0       | 0  | 0   |
| (d) Any other (Specify)   |      | 0                    | 0                                       | 0                                 | 0   | 0                      | 0.0000  | 0  | 0       | 0     | 0  | 0.0000   | 0                                   | 0       | 0  | 0   |
| (e) Bodies Corporate  |      | 25                   | 2700500                                 | 0                                 | 0   | 2700500                | 26.1803   | 2700500  | 2700500 | 0     | 0  | 26.1803  | 0                                   | 0.0000  | 0  | 0.0000  |
| (e1) ALISHAN FINCAP PVT LIMITED                                       |      |                      | 500000                                  | 0                                 | 0   | 500000                 | 4.8473  | 500000   | 500000  | 0     | 0  | 4.8473   | 0                                   | 0.0000  | 0  | 0.0000  |
| Alpha Fincap Private Limited  |      |                      | 500000                                  | 0                                 | 0   | 500000                 | 4.8473  | 500000   | 500000  | 0     | 0  | 4.8473   | 0                                   | 0.0000  | 0  | 0.0000  |
| (e2) Non Resident Indians   |      | 0                    | 0                                       | 0                                 | 0   | 0                      | 0.0000  | 0  | 0       | 0     | 0  | 0.0000   | 0                                   | 0       | 0  | 0   |
| (e3) Resident Indian HUF  |      | 0                    | 0                                       | 0                                 | 0   | 0                      | 0.0000  | 0  | 0       | 0     | 0  | 0.0000   | 0                                   | 0       | 0  | 0   |
| (e4) Trusts   |      | 0                    | 0                                       | 0                                 | 0   | 0                      | 0.0000  | 0  | 0       | 0     | 0  | 0.0000   | 0                                   | 0       | 0  | 0   |
| (e5) Clearing Members/House   |      | 0                    | 0                                       | 0                                 | 0   | 0                      | 0.0000  | 0  | 0       | 0     | 0  | 0.0000   | 0                                   | 0       | 0  | 0   |
| (e6) Foreign Companies  |      | 0                    | 0                                       | 0                                 | 0   | 0                      | 0.0000  | 0  | 0       | 0     | 0  | 0.0000   | 0                                   | 0       | 0  | 0   |
| (e7) IEP  |      | 0                    | 0                                       | 0                                 | 0   | 0                      | 0.0000  | 0  | 0       | 0     | 0  | 0.0000   | 0                                   | 0       | 0  | 0   |
| (e8) Escrow Account   |      | 0                    | 0                                       | 0                                 | 0   | 0                      | 0.0000  | 0  | 0       | 0     | 0  | 0.0000   | 0                                   | 0       | 0  | 0   |
| (e9) Others   |      | 195                  | 2788300                                 | 0                                 | 0   | 2788300                | 27.0315   | 2788300  | 2788300 | 0     | 0  | 27.0315  | 0                                   | 0.0000  | 0  | 0.0000  |
| Sub Total (B)(3)  |      | 195                  | 2788300                                 | 0                                 | 0   | 2788300                | 27.0315   | 2788300  | 2788300 | 0     | 0  | 27.0315  | 0                                   | 0.0000  | 0  | 0.0000  |
| Total Public Shareholding (B)= (B)(1)+(B)(2) + B (3)                  |      | 195                  | 2788300                                 | 0                                 | 0   | 2788300                | 27.0315   | 2788300  | 2788300 | 0     | 0  | 27.0315  | 0                                   | 0.0000  | 0  | 0.0000  |




Table IV - Statement showing Shareholding Pattern of the Non Promoter - Non Public Shareholder

| Category & Name of the Shareholders   | PAN  | No. of shareholder | No. of fully paid up equity shares held | Partly paid-up equity shares held | Nos. of shares underlying Depository Receipts | Total no. shares held (VII)=(IV)+(V)+(VI) | Shareholding % As a % of (A+B+C) | Number of Voting Rights held in each class of securities |         |       | Total as a % of Total Voting rights | No. of Shares Underlying Outstanding convertible securities (including Warrants) | Total shareholding, as a % assuming full conversion of convertible securities (as a percentage of diluted share capital) (XI)=(VII)+(X) | Number of Locked in shares |                               | Number of Shares pledged or otherwise encumbered |   | Number of dematerialized equity shares held in form (Not Applicable) |
|---|------|--------------------|---|-----------------------------------|---|---|----------------------------------|--|---------|-------|-------------------------------------|--|---|----------------------------|-------------------------------|--|---|--|
|   |      |                    |   |                                   |   |   |                                  | Class X  | Class Y | Total |                                     |  |   | No. of shares              | As a % of Total Share es held | No. (Not applicable)                             | As a % of total share s held (Not applicable) |  |
| (i)   | (ii) | (iii)              | (iv)                                    | (v)                               | (vi)  | (vii)=(iv)+(v)+(vi)                       | (viii)                           |  |         | (ix)  | (x)                                 | (xi)=(vii)+(x)   |   | (xii)                      |                               | (xiii)   | (xiv)   |  |
| C1 Custodian/DK Holder  |      | 0                  | 0                                       | 0                                 | 0   | 0   | 0                                | 0  | 0       | 0     | 0                                   | 0  | 0   | 0                          | 0                             | 0  | 0   |  |
| C2 Employees Benefit Trust (Under SEBI (Share Based Employee Benefit Regulation 2014) |      | 0                  | 0                                       | 0                                 | 0   | 0   | 0                                | 0  | 0       | 0     | 0                                   | 0  | 0   | 0                          | 0                             | 0  | 0   |  |
| Total Non Promoter Non Public Shareholding (C1)+(C2)                                  |      | 0                  | 0                                       | 0                                 | 0   | 0   | 0                                | 0  | 0       | 0     | 0                                   | 0  | 0   | 0                          | 0                             | 0  | 0   |  |

