

Format of holding of specified securities

BASANT INDIA LIMITED

1. Name of Listed Entity:
2. Scrip Code/Name of Scrip/Class of Security
3. Share Holding Pattern Filed under: Reg. 31(1)(a)/Reg. 31(1)(b)/Reg.31(1)(c)
 - a. If under 31(1)(b) then indicate the report for Quarter ending
 - b. If under 31(1)(c) then indicate date of allotment/extinguishment
4. Declaration: The Listed entity is required to submit the following declaration to the extent of submission of information:-

31.03.2019

Particulars	Yes*	No*
1. Whether the Listed Entity has issued any partly paid up shares?		No
2. Whether the Listed Entity has issued any Convertible Securities or Warrants?		No
3. Whether the Listed Entity has any shares against which depository receipts are issued?		No
4. Whether the Listed Entity has any shares in locked-in?		No
5. Whether any shares held by promoters are pledge or otherwise encumbered?		No

* If the Listed Entity selects the option 'No' for the questions above, the columns for the partly paid up shares, Outstanding Convertible Securities/Warrants, depository receipts, locked-in shares, No of shares pledged or otherwise encumbered by promoters, as applicable, shall not be displayed at the time of dissemination on the Stock Exchange website. Also wherever there is 'No' declared by Listed Entity in above table the values will be considered as 'Zero' by default on submission of the format of holding of specified securities.

5. The tabular format for disclosure of holding of specified securities is as follows:-




Table I - Summary Statement holding of specified securities

Category	Category of shareholder	Nos. of share holders	No. of fully paid up equity shares held	No. of Partly paid-up equity shares held	No. of shares underlying Depository Receipts	Total nos. shares held (VI)=(IV)+(V)+(VI)	Shareholding as a % of total no. of shares (calculated as per SCRR, 1957) As a % of (A+B+C2)	Number of Voting Rights held in each class of securities			No. of Shares Underlying convertible securities (including Warrants)	Shareholding, as a % assuming full conversion of convertible securities (as a percentage of diluted share capital) (A+B+C2)	Number of Locked in shares		Number of Shares pledged or otherwise encumbered		Number of equity shares held in dematerialized form
								Class:Equity	No of Voting Rights Class:equity	Total			Total as a % of (A+B+C)	No. (a)	As a % of total Shares held (b)	No. (a)	
(i)	(ii)	(iii)	(iv)	(v)	(vi)	(vii)=(iv)+(v)+(vi)	(viii)	(ix)			(x)	(xi)=(vii)+(x)	(xii)	(xiii)		(xiv)	
(A)	Promoter & Promoter Group	14	7526700	0	0	7526700	72.97	2526700	2526700.00	2526700.00	24.50	0	72.97	0	0	0	0
(B)	Public	155	2788300	0	0	2788300	27.03	7788300	7788300.00	7788300.00	75.50	0	27.03	0	0	0	0
(C)	Non Promoter- Non Public																
(C1)	Shares underlying DRs	0			0	0	0.00	0	0	0	0.00	0	0	0	0	0	0
(C2)	Shares held by Employee Trusts	0	00	0	0	00	0.00	00	0	0	0.00	0	0	0	0	0	0
	Total	209	10315000	0	0	10315000	100.00	10315000	10315000.00	10315000.00	100.00	0	100.00	0	0	0	0



Table 1: Statement showing shareholding pattern of the Promoter and Promoter Group

Category & Name of the Shareholders	PAN	No. of sharehold	No. of fully paid up equity shares held	Partly paid-up equity shares held	Nos. of shares underlying Depository Receipts	Total nos. shares held	Shareholding % calculated as per SCRR, 1957 As a % of (A+B+C2)	Number of Voting Rights held in each class of securities			No. of Shares Underlying Outstanding convertible securities (Including Warrants)	Shareholding as a % assuming full conversion of convertible securities (as a percentage of diluted share capital) as a % of A+B+C2	Number of Locked in Shares		Number of Shares pledged or otherwise encumbered		Number of equity shares held in dematerialized form	
								Class X	Class Y	Total			No. (a)	As a % of total Shares held (b)	No. (a)	As a % of total Shares held (b)		
(i)	(ii)	(iii)	(iv)	(v)	(vi)	(vii)	(viii)	(ix)	(x)	(xi)	(xii)	(xiii)	(xiv)	(xv)	(xvi)	(xvii)	(xviii)	
1 Indian																		
(a) Individual/ Hindu Undivided Family			1326700	0	0	1326700	14.80	1326700	0	1326700	0	14.80	0	0.00	0	0.00	0	0.00
	AAEPAT18H		880000	0	0	880000	8.53	880000	0	880000	0	8.53	0	0.00	0	0.00	0	0.00
	VINOD AGGARWAL		646700	0	0	646700	6.27	646700	0	646700	0	6.27	0	0.00	0	0.00	0	0.00
	AAEPAT23H		0	0	0	0	0.00	0	0	0	0	0.00	0	0.00	0	0.00	0	0.00
	AAEPAT23H		0	0	0	0	0.00	0	0	0	0	0.00	0	0.00	0	0.00	0	0.00
(b) Central Government/State Government(s)			0	0	0	0	0.00	0	0	0	0	0.00	0	0.00	0	0.00	0	0.00
(c) Financial Institution/Bank			0	0	0	0	0.00	0	0	0	0	0.00	0	0.00	0	0.00	0	0.00
(d) Any Other (Specify)			6000000	0	0	6000000	54.37	6000000	0	6000000	0	54.37	0	0.00	0	0.00	0	0.00
1 V S ESTATE PVT LTD	AAAC0572F		500000	0	0	500000	4.85	500000	0	500000	0	4.85	0	0.00	0	0.00	0	0.00
2 AZADPUR FINVEST PVT LTD	AAAC5599E		500000	0	0	500000	4.85	500000	0	500000	0	4.85	0	0.00	0	0.00	0	0.00
3 I U FINVEST PVT LTD	AAAC1586F		500000	0	0	500000	4.85	500000	0	500000	0	4.85	0	0.00	0	0.00	0	0.00
4 WAZIRPUR FINVEST PVT LTD	AAAC0627N		500000	0	0	500000	4.85	500000	0	500000	0	4.85	0	0.00	0	0.00	0	0.00
5 IAB FINVEST PVT LTD	AAAC1587E		500000	0	0	500000	4.85	500000	0	500000	0	4.85	0	0.00	0	0.00	0	0.00
6 GOODWOK FINVEST PVT LTD	AAACG054G		500000	0	0	500000	4.85	500000	0	500000	0	4.85	0	0.00	0	0.00	0	0.00
7 GMA FINVEST PVT LTD	AAACG217M		500000	0	0	500000	4.85	500000	0	500000	0	4.85	0	0.00	0	0.00	0	0.00
8 HAWAII CAPITAL PVT LTD	AAACH927N		500000	0	0	500000	4.85	500000	0	500000	0	4.85	0	0.00	0	0.00	0	0.00
9 GSB FINVEST PVT LTD	AAACG618H		500000	0	0	500000	4.85	500000	0	500000	0	4.85	0	0.00	0	0.00	0	0.00
10 WONDER ROCK FINANCE INVESTMENT PVT LTD	AAACV028J		500000	0	0	500000	4.85	500000	0	500000	0	4.85	0	0.00	0	0.00	0	0.00
11 TRIMURTI FINVEST PVT LIMITED	AAACF299F		500000	0	0	500000	4.85	500000	0	500000	0	4.85	0	0.00	0	0.00	0	0.00
12 JETLINE FINANCE INVESTMENT P LTD	AAAC1855A		500000	0	0	500000	4.85	500000	0	500000	0	4.85	0	0.00	0	0.00	0	0.00
Sub Total (A)(1)		4	7326700	0	0	7326700	72.97	7326700	0	7326700	0	72.97	0	0.00	0	0.00	0	0.00
2 Foreign																		
(a) Individual/Non Resident Individual/Foreign Individual			0	0	0	0	0.00	0	0	0	0	0.00	0	0.00	0	0.00	0	0.00
(b) Government			0	0	0	0	0.00	0	0	0	0	0.00	0	0.00	0	0.00	0	0.00
(c) Institutions			0	0	0	0	0.00	0	0	0	0	0.00	0	0.00	0	0.00	0	0.00
(d) Foreign Portfolio Investor			0	0	0	0	0.00	0	0	0	0	0.00	0	0.00	0	0.00	0	0.00
(e) Any Other (Specify)			0	0	0	0	0.00	0	0	0	0	0.00	0	0.00	0	0.00	0	0.00
Sub Total (A)(2)		0	0	0	0	0	0.00	0	0	0	0	0.00	0	0.00	0	0.00	0	0.00
Total Shareholding of Promoter and Promoter Group (A) (A)(1)+(A)(2)		4	7326700	0	0	7326700	72.97	7326700	0	7326700	0	72.97	0	0.00	0	0.00	0	0.00




Table III - Statement showing Shareholding pattern of the Public Shareholder

Category & Name of the Shareholders	PA N	Nos. of share holder	No. of fully paid up equity shares held	Partly paid-up equity shares held	Nos. of shares underlying Depository Receipts	Total nos. shares held	Shareholding % calculate d as per SCRR, 1957 As a % of (A+B+C2)	Number of Voting Rights held in each class of securities			No. of Shares Outstanding convertible securities (Including Warrants)	Total shareholding as a % assuming full conversion of convertible securities (as a percentage of diluted share capital)	Number of Locked in Shares		Number of Shares pledged or otherwise encumbered		Number of equity shares held in dematerialised form	
								Class X	Class Y	Total			(a)	(b)	(a)	(b)		
(i)	(ii)	(iii)	(iv)	(v)	(vi)	(vii)=(iv)+(v)+(vi)	(viii)	(ix)			(x)	(xi)=(viii)+(x)	(xii)		(xiii)	(xiv)		
1 Institutions																		
(a) Mutual Fund		0	0	0	0	0	0.0000	0	0	0	0	0.0000	0	0	0	0.0000	0	0
(b) Venture Capital Funds		0	0	0	0	0	0.0000	0	0	0	0	0.0000	0	0	0	0.0000	0	0
(c) Alternate Investment Funds		0	0	0	0	0	0.0000	0	0	0	0	0.0000	0	0	0	0.0000	0	0
(d) Foreign Venture Capital Investors		0	0	0	0	0	0.0000	0	0	0	0	0.0000	0	0	0	0.0000	0	0
(e) Foreign Portfolio Investors		0	0	0	0	0	0.0000	0	0	0	0	0.0000	0	0	0	0.0000	0	0
(f) Financial Institutions/Banks		0	0	0	0	0	0.0000	0	0	0	0	0.0000	0	0	0	0.0000	0	0
(g) Insurance Companies		0	0	0	0	0	0.0000	0	0	0	0	0.0000	0	0	0	0.0000	0	0
(h) Provident Fund/Pensions		0	0	0	0	0	0.0000	0	0	0	0	0.0000	0	0	0	0.0000	0	0
(i) Any Other Specity		0	0	0	0	0	0.0000	0	0	0	0	0.0000	0	0	0	0.0000	0	0
Sub Total (B)(1)		0	0	0	0	0	0.0000	0	0	0	0	0.0000	0	0	0	0.0000	0	0
2 Government/State Government/President of India		0	0	0	0	0	0.0000	0	0	0	0	0.0000	0	0	0	0.0000	0	0
Sub Total (B)(2)		0	0	0	0	0	0.0000	0	0	0	0	0.0000	0	0	0	0.0000	0	0
3 Non-institutions		0	0	0	0	0	0.0000	0	0	0	0	0.0000	0	0	0	0.0000	0	0
(a) 1. Individual Shareholders holding Nominal Share Capital		170	87800	0	0	87800	0.8512	87800	87800	0	0	0.8512	0	0	0	0.0000	0	0
2. Individual Shareholders holding Nominal Share Capital Above 2 Lacs		0	0	0	0	0	0.0000	0	0	0	0	0.0000	0	0	0	0.0000	0	0
(b) NREFC Registered with RBI		0	0	0	0	0	0.0000	0	0	0	0	0.0000	0	0	0	0.0000	0	0
(c) Employee Trusts		0	0	0	0	0	0.0000	0	0	0	0	0.0000	0	0	0	0.0000	0	0
(d) Any other (Specify)		0	0	0	0	0	0.0000	0	0	0	0	0.0000	0	0	0	0.0000	0	0
(e) Bodies Corporate		25	2700500	0	0	2700500	26.1803	2700500	2700500	0	0	26.1803	0	0	0	0.0000	0	0
(f) ALISHAN FINCAP PVT LIMITED		0	500000	0	0	500000	4.8473	500000	500000	0	0	4.8473	0	0	0	0.0000	0	0
Alisana Fincap Private Limited		0	500000	0	0	500000	4.8473	500000	500000	0	0	4.8473	0	0	0	0.0000	0	0
(g) Non Resident Indians		0	0	0	0	0	0.0000	0	0	0	0	0.0000	0	0	0	0.0000	0	0
(h) Resident Indian FDI		0	0	0	0	0	0.0000	0	0	0	0	0.0000	0	0	0	0.0000	0	0
(i) Trusts		0	0	0	0	0	0.0000	0	0	0	0	0.0000	0	0	0	0.0000	0	0
(j) Clearing Members/House		0	0	0	0	0	0.0000	0	0	0	0	0.0000	0	0	0	0.0000	0	0
(k) Foreign Companies		0	0	0	0	0	0.0000	0	0	0	0	0.0000	0	0	0	0.0000	0	0
(l) IEPF		0	0	0	0	0	0.0000	0	0	0	0	0.0000	0	0	0	0.0000	0	0
(m) Escrow Account		0	0	0	0	0	0.0000	0	0	0	0	0.0000	0	0	0	0.0000	0	0
(n) Others		0	0	0	0	0	0.0000	0	0	0	0	0.0000	0	0	0	0.0000	0	0
Sub Total (B)(3)		195	2788300	0	0	2788300	27.0315	2788300	2788300	0	0	27.0315	0	0	0	0.0000	0	0
Total Public Shareholding (B)= (B)(1)+(B)(2) + B (3)		195	2788300	0	0	2788300	27.0315	2788300	2788300	0	0	27.0315	0	0	0	0.0000	0	0




Table IV - Statement showing shareholding pattern of the Non Promoter - Non Public Shareholder

Category & Name of the Shareholders	PAN	No. of shareholder	No. of fully paid up equity shares held	Partly paid-up equity shares held	Nos. of shares underlying Depository Receipts	Total no. shares held (VII)=(IV)+(V)+(VI)	Shareholding % calculate d as per SCRR, 1957 As a % of (A+B+C2)	Number of Voting Rights held in each class of securities			No. of Shares Underlying convertible securities (including Warrants)	Total shareholding, as a % assuming full conversion of convertible securities (as a percentage of diluted share capital) (XI)= (VII)+(X)	Number of Locked in Shares	As a % of total Share s held	Number of Shares pledged or otherwise encumbered (Not applicable)	As a % of total share s held (Not applicable)	Number of equity shares held in dematerializ ed form (Not Applicable)
								No of Voting Rights		Total as % of Total Voting rights							
								Class X	Class Y								
(i)	(ii)	(iii)	(iv)	(v)	(vi)	(vii)	(viii)	(ix)			(x)	(xi)	(xii)	(xiii)	(xiv)	(xv)	
C1 Custodian/DR holder		0	0	0	0	0	0	0	0	0	0	0	0	0	0	0	0
C2 Employees Benefit Trust (Under SEBI (Share Based Employee Benefit Regulation 2014)		0	0	0	0	0	0	0	0	0	0	0	0	0	0	0	0
Total Non Promoter Non Public Shareholding (C)=(C1)+(C2)		0	0	0	0	0	0	0	0	0	0	0	0	0	0	0	0

