

**Format of holding of specified securities**

BASANT INDIA LIMITED

31.03.2020

1. Name of Listed Entity:
2. Scrip Code/Name of Scrip/Class of Security
3. Share Holding Pattern Filed under: Reg. 31(1)(a)/Reg. 31(1)(b)/Reg.31(1)(c)
  - a. If under 31(1)(b) then indicate the report for Quarter ending
  - b. If under 31(1)(c) then indicate date of allotment/extinguishment
4. Declaration: The Listed entity is required to submit the following declaration to the extent of submission of information:-

Particulars	Yes *	No *
1. Whether the Listed Entity has issued any partly paid up shares?		No
2. Whether the Listed Entity has issued any Convertible Securities or Warrants?		No
3. Whether the Listed Entity has any shares against which depository receipts are issued?		No
4. Whether the Listed Entity has any shares in locked-in?		No
5. Whether any shares held by promoters are pledge or otherwise encumbered?		No

*\* If the Listed Entity selects the option 'No' for the questions above, the columns for the partly paid up shares, Outstanding Convertible Securities/Warrants, depository receipts, locked-in shares, No of shares pledged or otherwise encumbered by promoters, as applicable, shall not be displayed at the time of dissemination on the Stock Exchange website. Also wherever there is 'No' declared by Listed Entity in above table the values will be considered as 'Zero' by default on submission of the format of holding of specified securities.*

5. The tabular format for disclosure of holding of specified securities is as follows:-




Table 1 - Summary Statement holding of specified securities

Category	Category of shareholder	Nos. of share holders	No. of fully paid up equity shares held	No. of Partly paid-up equity shares held	No. of shares underlying Depository Receipts	Total nos. shares held (VII)=(IV)+(V)+(VI)	Shareholding as a % of total no. of shares (calculated as per SCRR, 1957) As a % of (A+B+C)	Number of Voting Rights held in each class of securities			No. of Shares Underlying Outstanding convertible securities (including Warrants)	Shareholding, as a % assuming full conversion of convertible securities (as a percentage of diluted share capital) (X)=(VII)+(X)	Number of Locked in shares		Number of Shares pledged or otherwise encumbered		Number of equity shares held in dematerialized form
								Class:Equity	Class:Equity	Total			No. (a)	As a % of total Shares held (b)	No. (a)	As a % of total Shares held (b)	
(i)	(ii)	(iii)	(iv)	(v)	(vi)	(vii)=(iv)+(v)+(vi)	(viii)	(ix)			(x)	(xi)=(vii)+(x)	(xii)	(xiii)	(xiv)		
(A)	Promoter & Promoter Group	14	7526700	0	0	7526700	72.97	2526700	2526700.00	2526700.00	24.50	0	0	0	0		
(B)	Public	179	2788300	0	0	2788300	27.03	7788300	7788300.00	75.50	0	0	0	0	0		
(C)	Non Promoter-Non Public																
(C1)	Shares underlying DRs	0	0	0	0	0	0.00	0	0	0.00	0	0	0	0	0		
(C2)	Shares held by Employee Trusts	0	0	0	0	0	0.00	0	0	0.00	0	0	0	0	0		
	Total	193	10315000	0	0	10315000	100.00	10315000	10315000.00	100.00	0	0	0	0	0		




Table II - Statement showing shareholding pattern of the Promoter and Promoter Group

Category & Name of the Shareholders	PAN	No. of sharehold or	No. of fully paid up equity shares held	Partly paid-up equity shares held	Nos. of shares underlying Depository Receipts	Total nos. shares held	Shareholding % calculated as per SCRR, 1957 As a % of (A+B+C2)	No. of Voting Rights		Total as a % of Total Voting Rights	No. of Shares Outstanding (including Warrants)	Shareholding as a % of diluted share capital as a % of (A+B+C2)	No. (a)	As a % of total Shares held (b)	No. (a)	As a % of total shares held (b)	Number of equity shares held in dematerialized form
								Class X	Class Y								
									Total								
1 Indian	(i)	(ii)	(iii)	(iv)	(v)	(vi)	(vii)	(viii)	(ix)	(x)	(xi)	(xii)	(xiii)	(xiv)	(xv)	(xvi)	(xvii)
(a) Individual/Hindu Undivided Family																	
1.1 NIND AGGARWAL	AAPENR138E		156790	0	0	156790	14.80	0	156790	14.80	0	0	0.00	0	0.00	0	0.00
1.2 MADHUKAR AGGARWAL	AAPENR138E		880000	0	0	880000	8.33	0	880000	8.33	0	0	0.00	0	0.00	0	0.00
(b) Central Government/State Government(s)																	
1.3 Central Government/State Government(s)	AAPENR138E		646700	0	0	646700	6.27	0	646700	6.27	0	0	0.00	0	0.00	0	0.00
(c) Financial Institutions/Banks																	
1.4 Any Other (Specify)			0	0	0	0	0.00	0	0	0.00	0	0	0.00	0	0.00	0	0.00
(d) Any Other (Specify)			1000000	0	0	1000000	95.87	0	1000000	95.87	0	0	0.00	0	0.00	0	0.00
1.5 ESTATE PVT LTD	AAPENR138E		500000	0	0	500000	4.85	0	500000	4.85	0	0	0.00	0	0.00	0	0.00
2.1 ZADHUR INVEST PVT LTD	AAPENR138E		500000	0	0	500000	4.85	0	500000	4.85	0	0	0.00	0	0.00	0	0.00
3.1 U INVEST PVT LTD	AAPENR138E		500000	0	0	500000	4.85	0	500000	4.85	0	0	0.00	0	0.00	0	0.00
4.1 MAZINUR INVEST PVT LTD	AAPENR138E		500000	0	0	500000	4.85	0	500000	4.85	0	0	0.00	0	0.00	0	0.00
5.1 JB INVEST PVT LTD	AAPENR138E		500000	0	0	500000	4.85	0	500000	4.85	0	0	0.00	0	0.00	0	0.00
6.1 GODDANK INVEST PVT LTD	AAPENR138E		500000	0	0	500000	4.85	0	500000	4.85	0	0	0.00	0	0.00	0	0.00
7.1 GBA INVEST PVT LTD	AAPENR138E		500000	0	0	500000	4.85	0	500000	4.85	0	0	0.00	0	0.00	0	0.00
8.1 HAWAL CAPITAL PVT LTD	AAPENR138E		500000	0	0	500000	4.85	0	500000	4.85	0	0	0.00	0	0.00	0	0.00
9.1 GBI INVEST PVT LTD	AAPENR138E		500000	0	0	500000	4.85	0	500000	4.85	0	0	0.00	0	0.00	0	0.00
10.1 WUNDER ROCK FINANCE INVESTMENT PVT LTD	AAPENR138E		500000	0	0	500000	4.85	0	500000	4.85	0	0	0.00	0	0.00	0	0.00
11.1 PRODUCT INVEST PVT LIMITED	AAPENR138E		500000	0	0	500000	4.85	0	500000	4.85	0	0	0.00	0	0.00	0	0.00
12.1 INTIME FINANCE INVESTMENT PVT LTD	AAPENR138E		500000	0	0	500000	4.85	0	500000	4.85	0	0	0.00	0	0.00	0	0.00
Sub Total (A)(i)			256790	0	0	256790	24.50	0	256790	24.50	0	0	0.00	0	0.00	0	0.00
Foreign																	
(a) Individual/Non Resident Individual/Foreign Individual			0	0	0	0	0.00	0	0	0.00	0	0	0.00	0	0.00	0	0.00
(b) Government			0	0	0	0	0.00	0	0	0.00	0	0	0.00	0	0.00	0	0.00
(c) Institutions			0	0	0	0	0.00	0	0	0.00	0	0	0.00	0	0.00	0	0.00
(d) Foreign Portfolio Investor			0	0	0	0	0.00	0	0	0.00	0	0	0.00	0	0.00	0	0.00
(e) Any Other (Specify)			0	0	0	0	0.00	0	0	0.00	0	0	0.00	0	0.00	0	0.00
Sub Total (A)(ii)			0	0	0	0	0.00	0	0	0.00	0	0	0.00	0	0.00	0	0.00
Total Shareholding of Promoter and Promoter Group			256790	0	0	256790	24.50	0	256790	24.50	0	0	0.00	0	0.00	0	0.00






Table IV - Statement showing shareholding pattern of the Non Promoter- Non Public shareholder

Category & Name of the shareholders	PAN	No. of shareholder	No. of fully paid up equity shares held	Partly paid-up equity shares held	Nos. of shares underlying Depository Receipts	Total no. shares held (vii)=(iv)+(v)+(vi)	Shareholding % calculate as per SCRR, 1957 As a % of (A+B+C)	Number of Voting Rights held in each class of securities			Total as a % of Total Voting rights	No. of Shares Underlying Outstanding convertible securities (including Warrants)	Total shareholding, as a % assuming full conversion of convertible securities (as a percentage of diluted share capital)	Number of Locked in shares		Number of Share pledged or otherwise encumbered		Number of equity shares held in dematerialized form (Not Applicable)
								Class X	Class Y	Total				No.	% of total Shares held	No. (Not applicable)	% of total shares held (Not applicable)	
(i)	(ii)	(iii)	(iv)	(v)	(vi)	(vii)	(viii)			(ix)	(x)	(xi)	(xii)	(xiii)	(xiv)			
C1 Custodian/DPS Holder		0	0	0	0	0	0	0	0	0	0	0	0	0	0	0	0	
C2 Employees Benefit Trust (Under SEBI (Share Based Employee Benefit Regulation 2014)		0	0	0	0	0	0	0	0	0	0	0	0	0	0	0	0	
Total Non Promoter Non Public Shareholding (C)=(C1)+(C2)		0	0	0	0	0	0	0	0	0	0	0	0	0	0	0	0	

