

Format of holding of specified securities

BASANT INDIA LIMITED

1. Name of Listed Entity:
2. Scrip Code/Name of Scrip/Class of Security
3. Share Holding Pattern Filed under: Reg. 31(1)(a)/Reg. 31(1)(b)/Reg.31(1)(c)
 - a. If under 31(1)(b) then indicate the report for Quarter ending 31.12.2016
 - b. If under 31(1)(c) then indicate date of allotment/extinguishment
4. Declaration: The Listed entity is required to submit the following declaration to the extent of submission of information:-

Particulars	Yes*	No*
1. Whether the Listed Entity has issued any partly paid up shares?		No
2. Whether the Listed Entity has issued any Convertible Securities or Warrants?		No
3. Whether the Listed Entity has any shares against which depository receipts are issued?		No
4. Whether the Listed Entity has any shares in locked-in?		No
5. Whether any shares held by promoters are pledge or otherwise encumbered?		No

** If the Listed Entity selects the option 'No' for the questions above, the columns for the partly paid up shares, Outstanding Convertible Securities/Warrants, depository receipts, locked-in shares, No of shares pledged or otherwise encumbered by promoters, as applicable, shall not be displayed at the time of dissemination on the Stock Exchange website. Also wherever there is 'No' declared by Listed Entity in above table the values will be considered as 'Zero' by default on submission of the format of holding of specified securities.*

5. The tabular format for disclosure of holding of specified securities is as follows:-




Table 1 - Summary Statement holding of specified securities

Category	Category of shareholder	Nos. of share holders	No. of fully paid up equity shares held	No. of Partly paid-up equity shares held	No. of shares underlying Depository Receipts	Total nos. shares held (VII)=(IV)+(V)+(VI)	Shareholding as a % of total no. of shares (calculated as per SCRR, 1957) As a % of (A+B+C2)	Number of Voting Rights held in each class of securities			No. of Shares Outstanding convertible securities (including Warrants)	Shareholding, as a % assuming full conversion of convertible securities (as a percentage of diluted share capital) (XI) = (VII)+(X)	Number of Locked in shares		Number of Shares pledged or otherwise encumbered		Number of equity shares held in dematerialized form
								Class: Equity	No of Voting Rights Class: " "	Total			Total as a % of (A+B+C)	No. (a)	As a % of total Shares held (b)	No. (a)	
(I)	(II)	(III)	(IV)	(V)	(VI)	(VII)	(VIII)	(IX)			(X)	(XI)	(XII)		(XIII)	(XIV)	
(A)	Promoter & Promoter Group	14	7526700	0	0	7526700	72.97	2526700		2526700.00	24.50	0	0	0	0	0	0
(B)	Public	195	2788300	0	0	2788300	27.03	7788300		7788300.00	75.50	0	0	0	0	0	0
(C)	Non Promoter- Non Public					0				0	0.00						
(C1)	Shares underlying DRs	0			0	0		0		0	0.00						0
(C2)	Shares held by Employee Trusts	0	00	0	0	0	0.00	00		0	0.00	0	0	0	0	0	0
	Total	209	10315000	0	0	10315000	100.00	10315000	0.00	10315000.00	100.00	0	0	0	0	0	0



Table B: Statement showing shareholding pattern of the Promoters and Promoter Group

Category & Name of the Shareholders	PAN	No. of Shareholders	No. of fully paid up equity shares held	Partly paid-up equity shares held	No. of Shares Depository Receipts	Total no. shares held	Shareholding % As a % of (A+B+C)	Number of Voting Rights held in each class of securities			Total as a % of Total Voting Rights	No. of Shares Underlying convertible securities (including Warrants)	Shareholding, as a % assuming full conversion of convertible securities (as a percentage of diluted share capital) as a % of (A+B+C)	Number of Locked in shares		Number of Shares pledged or otherwise		Number of equity shares held in dematerialized form		
								Class X	Class Y	Total				No. (a)	As a % of total shares held (b)	No. (a)	As a % of total shares held (b)			
(i)	(ii)	(iii)	(iv)	(v)	(vi)	(vii)=(iv)+(v)+(vi)	(viii)	(ix)	(x)	(xi)	(xii)	(xiii)	(xiv)	(xv)	(xvi)	(xvii)	(xviii)	(xix)		
1 Indian																				
(a) Individual/ Hindu Undivided Family																				
WIND AGGEMAL	A4EPA13R	2	1325700	0	0	1325700	14.80	0	0	1325700	14.80	0	0	0.00	0	0.00	0	0.00	0	
MAHOUAR AGGEMAL	A4EPA21N		880000	0	0	880000	8.33	0	0	880000	8.33	0	0	0.00	0	0.00	0	0.00	0	
			645700	0	0	645700	6.27	0	0	645700	6.27	0	0	0.00	0	0.00	0	0.00	0	
(b) Central Government/State Government(s)																				
(c) Financial Institutions/Banks																				
(d) Any Other (Specify)																				
1 V. S. STATE PVT LTD	AAACG62F	2	8000000	0	0	8000000	58.19	0	0	8000000	58.17	0	0	0.00	0	0.00	0	0.00	0	
			500000	0	0	500000	4.85	0	0	500000	4.85	0	0	0.00	0	0.00	0	0.00	0	
2 AZADPUR FINVEST PVT LTD	AAACG69E		500000	0	0	500000	4.85	0	0	500000	4.85	0	0	0.00	0	0.00	0	0.00	0	
3 U FINVEST PVT LTD	AAAC158F		500000	0	0	500000	4.85	0	0	500000	4.85	0	0	0.00	0	0.00	0	0.00	0	
4 WAZIRPUR FINVEST PVT LTD	AAAC062N		500000	0	0	500000	4.85	0	0	500000	4.85	0	0	0.00	0	0.00	0	0.00	0	
5 IAS FINVEST PVT LTD	AAAC158E		500000	0	0	500000	4.85	0	0	500000	4.85	0	0	0.00	0	0.00	0	0.00	0	
6 GDOONVAK FINVEST PVT LTD	AAACG05G		500000	0	0	500000	4.85	0	0	500000	4.85	0	0	0.00	0	0.00	0	0.00	0	
7 GIA FINVEST PVT LTD	AAAC158E		500000	0	0	500000	4.85	0	0	500000	4.85	0	0	0.00	0	0.00	0	0.00	0	
8 HAWAL CAPITAL PVT LTD	AAAC152N		500000	0	0	500000	4.85	0	0	500000	4.85	0	0	0.00	0	0.00	0	0.00	0	
9 GB FINVEST PVT LTD	AAACG45H		500000	0	0	500000	4.85	0	0	500000	4.85	0	0	0.00	0	0.00	0	0.00	0	
10 WANDER ROCK FINANCE INVESTMENT PVT LTD	AAAC0D89		500000	0	0	500000	4.85	0	0	500000	4.85	0	0	0.00	0	0.00	0	0.00	0	
11 TRIMURTI FINVEST PVT LIMITED	AAAC729F		500000	0	0	500000	4.85	0	0	500000	4.85	0	0	0.00	0	0.00	0	0.00	0	
12 INTIME FINANCE INVESTMENT P LTD	AAAC154A		500000	0	0	500000	4.85	0	0	500000	4.85	0	0	0.00	0	0.00	0	0.00	0	
Sub Total (A)(1)		4	7325700	0	0	7325700	72.97	0	0	7325700	72.97	0	0	0.00	0	0.00	0	0.00	0	
2 Foreign																				
(a) Individual/Non Resident Individual/Foreign Individual																				
(b) Government																				
(c) Institutions																				
(d) Foreign Portfolio Investor																				
(e) Any Other (Specify)																				
Sub Total (A)(2)			0	0	0	0	0.00	0	0	0	0.00	0	0	0.00	0	0.00	0	0.00	0	
Total Shareholding of Promoter and Promoter Group (A)=(A)(1)+(A)(2)			4	7325700	0	7325700	72.97	0	0	7325700	72.97	0	0	0.00	0	0.00	0	0.00	0	





Table III - Statement showing shareholding pattern of the Public Shareholder

Category & Name of the Shareholders	PAN	Nos. of share holder	No. of fully paid up equity shares held	Partly paid-up equity shares held	Nos. of shares underlying Depository Receipts	Total nos. shares held	Shareholding % calculate d as per SCRR, 1957 As a % of (A+B+C2)	Number of Voting Rights held in each class of securities			Total as a % of Total Voting rights	No. of Shares Underlying convertible securities (including Warrants)	Total shareholding, as a % assuming full conversion of convertible securities (as a percentage of diluted share capital)	Number of Locked in shares		Number of Shares pledged or otherwise encumbered		Number of equity shares held in dematerialized form	
								Class X	Class Y	Total				(a)	(b)	(a)	(b)		
1 Institutions	(i)	(ii)	(iv)	(v)	(vi)	(vii)=(iv)+(v)+(vi)	(viii)	(ix)			(x)	(xi)=(xii)+(xi)	(xiii)		(xiv)				
(a) Mutual Fund		0	0	0	0	0	0.0000	0	0	0	0.0000	0	0.0000	0	0	0	0	0	
(b) Venture Capital Funds		0	0	0	0	0	0.0000	0	0	0	0.0000	0	0.0000	0	0	0	0	0	
(c) Alternate Investment Funds		0	0	0	0	0	0.0000	0	0	0	0.0000	0	0.0000	0	0	0	0	0	
(d) Foreign Venture Capital		0	0	0	0	0	0.0000	0	0	0	0.0000	0	0.0000	0	0	0	0	0	
(e) Foreign Portfolio Investors		0	0	0	0	0	0.0000	0	0	0	0.0000	0	0.0000	0	0	0	0	0	
(f) Financial Institutions/Banks		0	0	0	0	0	0.0000	0	0	0	0.0000	0	0.0000	0	0	0	0	0	
(g) Insurance companies		0	0	0	0	0	0.0000	0	0	0	0.0000	0	0.0000	0	0	0	0	0	
(h) Provident Fund/Pensions		0	0	0	0	0	0.0000	0	0	0	0.0000	0	0.0000	0	0	0	0	0	
(i) Any Other Specific		0	0	0	0	0	0.0000	0	0	0	0.0000	0	0.0000	0	0	0	0	0	
Sub Total (B)(1)		0	0	0	0	0	0.0000	0	0	0	0.0000	0	0.0000	0	0	0	0	0	
2 Central Government/State Government/President of India		0	0	0	0	0	0.0000	0	0	0	0.0000	0	0.0000	0	0	0	0	0	
Sub Total (B)(2)		0	0	0	0	0	0.0000	0	0	0	0.0000	0	0.0000	0	0	0	0	0	
3 Non-Institutions		170	87800	0	0	87800	0.8512	87800	87800	0	0.8512	0	0.8512	0	0.0000	0	0	0.0000	0
(a) 1. Individual Shareholders holding Nominal Share Capital							0.0000	0	0	0	0.0000	0	0.0000	0	0	0	0	0	
2. Individual Shareholders holding Nominal Share Capital Above 2 Lacs																			
(b) NBFC Registered with RBI		0	0	0	0	0	0.0000	0	0	0	0.0000	0	0.0000	0	0.0000	0	0	0.0000	0
(c) Employee Trusts		0	0	0	0	0	0.0000	0	0	0	0.0000	0	0.0000	0	0.0000	0	0	0.0000	0
(d) Any other (Specify)		0	0	0	0	0	0.0000	0	0	0	0.0000	0	0.0000	0	0.0000	0	0	0.0000	0
(e1) Bodies Corporate		25	2700500	0	0	2700500	26.1803	2700500	2700500	0	26.1803	0	26.1803	0	0.0000	0	0	0.0000	0
AUSMAN ENCAP PVT LIMITED			500000	0	0	500000	4.8473	500000	500000	0	4.8473	0	4.8473	0	0.0000	0	0	0.0000	0
Kharia Fincap Private Limited			500000	0	0	500000	4.8473	500000	500000	0	4.8473	0	4.8473	0	0.0000	0	0	0.0000	0
(e2) Non Resident Indians		0	0	0	0	0	0.0000	0	0	0	0.0000	0	0.0000	0	0.0000	0	0	0.0000	0
(e3) Resident Indian HUF		0	0	0	0	0	0.0000	0	0	0	0.0000	0	0.0000	0	0.0000	0	0	0.0000	0
(e4) Trusts		0	0	0	0	0	0.0000	0	0	0	0.0000	0	0.0000	0	0.0000	0	0	0.0000	0
(e5) Clearing Members/House		0	0	0	0	0	0.0000	0	0	0	0.0000	0	0.0000	0	0.0000	0	0	0.0000	0
(e6) Foreign Companies		0	0	0	0	0	0.0000	0	0	0	0.0000	0	0.0000	0	0.0000	0	0	0.0000	0
(e7) IEPF		0	0	0	0	0	0.0000	0	0	0	0.0000	0	0.0000	0	0.0000	0	0	0.0000	0
(e8) Escrow Account		0	0	0	0	0	0.0000	0	0	0	0.0000	0	0.0000	0	0.0000	0	0	0.0000	0
(e9) Others		0	0	0	0	0	0.0000	0	0	0	0.0000	0	0.0000	0	0.0000	0	0	0.0000	0
Sub Total (B)(3)		135	2788300	0	0	2788300	27.0315	2788300	2788300	0	27.0315	0	27.0315	0	0.0000	0	0	0.0000	0
Total Public Shareholding (B)= (B)(1)+(B)(2) + B (3)		135	2788300	0	0	2788300	27.0315	2788300	2788300	0	27.0315	0	27.0315	0	0.0000	0	0	0.0000	0






Table IV - Statement showing shareholding pattern of the Non Promoter, Non Public Shareholder

Category & Name of the Shareholders	PAN	No. of shareholder	No. of fully paid up equity shares held	Partly paid-up equity shares held	Nos. of shares underlying Depository Receipts	Total no. shares held (VII)=(IV)+(V)+(VI)	Shareholding % calculate d as per SCRR, 1957 As a % of (A+B+C2)	Number of Voting Rights held in each class of securities			Total as a % of Total Voting rights	No. of Shares Underlying Outstanding convertible securities (including Warrants)	Total shareholding, as a % assuming full conversion of convertible securities (as a percentage of diluted share capital)	Number of Locked in shares		Number of Shares pledged or otherwise encumbered		Number of equity shares held in dematerialized form (Not Applicable)	
								Class X	Class Y	Total				No.	As a % of total Shares held	No.	As a % of total share s held (Not applicable)		
(i)	(ii)	(iii)	(iv)	(v)	(vi)	(vii)=(iv)+(v)+(vi)	(viii)			(ix)		(x)=(viii)+(ix)		(xi)		(xii)		(xiii)	
C1 Custodian/DR holder		0	0	0	0	0	0	0	0	0	0.00	0	0	0	0	0.00	0	0.00	0
C2 Employees Benefit Trust (Under SEBI (Share Based Employee Benefit Regulation 2014)		0	0	0	0	0	0	0	0	0	0.00	0	0	0	0.00	0	0.00	0	
Total Non Promoter Non Public Shareholding (C)=(C1)+(C2)		0	0	0	0	0	0	0	0	0	0.00	0	0	0	0.00	0	0.00	0	