

Format of holding of specified securities

BASANT INDIA LIMITED

31.12.2017

1. Name of Listed Entity:
2. Scrip Code/Name of Scrip/Class of Security
3. Share Holding Pattern Filed under: Reg. 31(1)(a)/Reg. 31(1)(b)/Reg.31(1)(c)
 - a. If under 31(1)(b) then indicate the report for Quarter ending
 - b. If under 31(1)(c) then indicate date of allotment/extinguishment
4. Declaration: The Listed entity is required to submit the following declaration to the extent of submission of information:-

Particulars	Yes*	No*
1. Whether the Listed Entity has issued any partly paid up shares?		No
2. Whether the Listed Entity has issued any Convertible Securities or Warrants?		No
3. Whether the Listed Entity has any shares against which depository receipts are issued?		No
4. Whether the Listed Entity has any shares in locked-in?		No
5. Whether any shares held by promoters are pledge or otherwise encumbered?		No

** If the Listed Entity selects the option 'No' for the questions above, the columns for the partly paid up shares, Outstanding Convertible Securities/Warrants, depository receipts, locked-in shares, No of shares pledged or otherwise encumbered by promoters, as applicable, shall not be displayed at the time of dissemination on the Stock Exchange website. Also wherever there is 'No' declared by Listed Entity in above table the values will be considered as 'Zero' by default on submission of the format of holding of specified securities.*

5. The tabular format for disclosure of holding of specified securities is as follows:-




Table I - Summary Statement of holding of specified securities

Category	Category of shareholder	Nos. of share holders	No. of fully paid up equity shares held	No. of Partly paid-up equity shares held	No. of Shares underlying Depository Receipts	Total nos. shares held (VII)=(IV)+(V)+(VI)	Shareholding as a % of total no. of shares (calculated as per SCRR, 1957) As a % of (A+B+C2)	Number of Voting Rights held in each class of securities			No. of Shares Underlying convertible securities (including Warrants)	Shareholding as a % assuming full conversion of convertible securities (as a percentage of diluted share capital) As a % of (A+B+C2)	Number of Locked in shares		Number of Shares pledged or otherwise encumbered		Number of equity shares held in dematerialized form
								Class:Equity	No of Voting Rights Class:Equity	Total			Total as a % of (A+B+C)	No. (a)	As a % of total Shares held (b)	No. (a)	
(I)	(II)	(III)	(IV)	(V)	(VI)	(VII)	(VIII)	(IX)			(X)	(XI)=(VIII)*(X)	(XII)		(XIII)	(XIV)	
(A)	Promoter & Promoter Group	14	7526700	0	0	7526700	72.97	2526700	2526700.00	24.50	0	72.97	0	0	0	0	0
(B)	Public	135	2788300	0	0	2788300	27.03	7788300	7788300.00	75.50	0	27.03	0	0	0	0	0
(C)	Non Promoter- Non Public					0	0.00	0	0	0.00	0	0.00	0	0	0	0	0
(C1)	Shares underlying DRs	0				0	0.00	0	0	0.00	0	0.00	0	0	0	0	0
(C2)	Shares held by Employee Trusts	0	00	0	0	00	0.00	00	0	0.00	0	0.00	0	0	0	0	0
	Total	209	10315000	0	0	10315000	100.00	10315000	10315000.00	100.00	0	100.00	0	0	0	0	0




Table 1: Statement showing shareholding pattern of the Promoter and Promoter Group

Category & Name of the Shareholders	PAN	No. of sharehold or	No. of fully paid up equity shares held	Partly paid-up equity shares held	Nos. of shares underlying Depository Receipts	Total nos. shares held (iii)+(iv)+(v)+(vi)	Shareholding % calculated as per SCRR, 1957 As a % of (A+B+C2)	Number of Voting Rights held in each class of securities			No. of Shares Underlying Outstanding convertible securities (including Warrants)	Shareholding as a % assuming full conversion of convertible securities (as a percentage of diluted share capital) as a % of A+B+C2	No. (a) of total Shares held (b)	No. (a) of Shares pledged or otherwise encumbered	Number of equity Shares held in dematerialized form
								Class X	Class Y	Total					
1	(i)	(ii)	(iii)	(iv)	(v)	(vi)=(iii)+(iv)+(v)	(vii)	(viii)	(ix)	(x)	(xi)=(vii)+(x)	(xii)	(xiii)	(xiv)	(xv)
Indian															
(a) Individual/ Hindu Undivided Family			2	1326700	0	1326700	14.80	1326700	0	1326700	14.80	0	0	0	0
VINOD AGGARWAL	AAPFN7818R		880000	880000	0	880000	8.51	880000	0	880000	8.51	0	0	0	0
MADHURIKA AGGARWAL	AAEPM28218N		646700	646700	0	646700	6.27	646700	0	646700	6.27	0	0	0	0
(b) Central Government/State Government[s]			0	0	0	0	0.00	0	0	0	0.00	0	0	0	0
(c) Financial Institution/Bank			0	0	0	0	0.00	0	0	0	0.00	0	0	0	0
(d) Any Other (Specify)			2	6000000	0	6000000	58.19	6000000	0	6000000	58.19	0	0	0	0
1.5 ESTATE PVT LTD	AAACV927Z		500000	500000	0	500000	4.85	500000	0	500000	4.85	0	0	0	0
2. KAZIPIRE INVEST PVT LTD	AAACG5689E		500000	500000	0	500000	4.85	500000	0	500000	4.85	0	0	0	0
3. J U FINVEST PVT LTD	AAACI586F		500000	500000	0	500000	4.85	500000	0	500000	4.85	0	0	0	0
4. VASIRPUR INVEST PVT LTD	AAACV927Z		500000	500000	0	500000	4.85	500000	0	500000	4.85	0	0	0	0
5. JLB FINVEST PVT LTD	AAACV927Z		500000	500000	0	500000	4.85	500000	0	500000	4.85	0	0	0	0
6. GOODMOON FINVEST PVT LTD	AAACG454G		500000	500000	0	500000	4.85	500000	0	500000	4.85	0	0	0	0
7. GOKA INVEST PVT LTD	AAACG217M		500000	500000	0	500000	4.85	500000	0	500000	4.85	0	0	0	0
8. HANVAL CAPITAL PVT LTD	AAACV927Z		500000	500000	0	500000	4.85	500000	0	500000	4.85	0	0	0	0
9. SIBS INVEST PVT LTD	AAACG453H		500000	500000	0	500000	4.85	500000	0	500000	4.85	0	0	0	0
10. WONDER ROCK FINANCE INVESTMENT PVT LTD	AAACV1089J		500000	500000	0	500000	4.85	500000	0	500000	4.85	0	0	0	0
11. TRIMURTI FINVEST PVT LIMITED	AAACV299F		500000	500000	0	500000	4.85	500000	0	500000	4.85	0	0	0	0
12. INTIME FINANCE INVESTMENT P. LTD	AAACI845A		500000	500000	0	500000	4.85	500000	0	500000	4.85	0	0	0	0
Sub Total (A)(i)			4	7326700	0	7326700	72.97	7326700	0	7326700	72.97	0	0	0	0
2															
(a) Individual/ Non Resident Individual/ Foreign Individual			0	0	0	0	0.00	0	0	0	0.00	0	0	0	0
(b) Government			0	0	0	0	0.00	0	0	0	0.00	0	0	0	0
(c) Institutions			0	0	0	0	0.00	0	0	0	0.00	0	0	0	0
(d) Foreign Portfolio Investor			0	0	0	0	0.00	0	0	0	0.00	0	0	0	0
(e) Any Other (Specify)			0	0	0	0	0.00	0	0	0	0.00	0	0	0	0
Sub Total (A)(2)			0	0	0	0	0.00	0	0	0	0.00	0	0	0	0
Total Shareholding of Promoter and Promoter Group (A) = (A)(1)+(A)(2)			4	7326700	0	7326700	72.97	7326700	0	7326700	72.97	0	0	0	0



Table III - Statement showing shareholding pattern of the Public shareholder

Category & Name of the Shareholders	PA N	Nos. of share holder	No. of fully paid up equity shares held	Partly paid-up equity shares held	Nos. of shares underlying Depository Receipts	Total nos. shares held	Shareholding % calculate d as per SCRR, 1957 As a % of (A+B+C2)	Number of Voting Rights held in each class of securities		Total as a % of Total Voting rights	No. of Shares Underlying Outstanding convertible securities (including Warrants)	Total shareholding, as a % assuming full conversion of convertible securities (as a percentage of diluted share capital)	Number of Locked in shares		Number of Shares pledged or otherwise encumbered	As a % of total shares held (Not applicable)	Number of equity shares held in dematerialized form
								Class X	Class Y				(a)	(b)			
1 Institutions	(i)	(ii)	(iv)	(v)	(vi)	(vii)=(iv)+(v)+(vi)	(viii)	(ix)		(x)	(xi)=(vii)+(x)	(xii)		(xiii)	(xiv)		
(a) Mutual Fund		0	0	0	0	0	0.0000	0	0	0.0000	0	0.0000	0	0.0000	0	0.0000	0
(b) Venture Capital Funds		0	0	0	0	0	0.0000	0	0	0.0000	0	0.0000	0	0.0000	0	0.0000	0
(c) Alternate Investment Funds		0	0	0	0	0	0.0000	0	0	0.0000	0	0.0000	0	0.0000	0	0.0000	0
(d) Foreign Venture Capital		0	0	0	0	0	0.0000	0	0	0.0000	0	0.0000	0	0.0000	0	0.0000	0
(e) Foreign Portfolio Investors		0	0	0	0	0	0.0000	0	0	0.0000	0	0.0000	0	0.0000	0	0.0000	0
(f) Financial Institutions/Banks		0	0	0	0	0	0.0000	0	0	0.0000	0	0.0000	0	0.0000	0	0.0000	0
(g) Insurance Companies		0	0	0	0	0	0.0000	0	0	0.0000	0	0.0000	0	0.0000	0	0.0000	0
(h) Provident Fund/Pensions		0	0	0	0	0	0.0000	0	0	0.0000	0	0.0000	0	0.0000	0	0.0000	0
(i) Any Other Specify		0	0	0	0	0	0.0000	0	0	0.0000	0	0.0000	0	0.0000	0	0.0000	0
Sub Total (B)(1)		0	0	0	0	0	0.0000	0	0	0.0000	0	0.0000	0	0.0000	0	0.0000	0
2 Central Government/State Government/President of India		0	0	0	0	0	0.0000	0	0	0.0000	0	0.0000	0	0.0000	0	0.0000	0
Sub Total (B)(2)		0	0	0	0	0	0.0000	0	0	0.0000	0	0.0000	0	0.0000	0	0.0000	0
3 Non-institutions		0	0	0	0	0	0.0000	0	0	0.0000	0	0.0000	0	0.0000	0	0.0000	0
(a) 1. Individual Shareholders		170	87800	0	0	87800	0.8512	87800	0	0.8512	0	0.8512	0	0.0000	0	0.0000	0
holding Nominal Share Capital Above 2 Lacs							0.0000	0	0	0.0000	0	0.0000	0	0.0000	0	0.0000	0
(b) NBFC Registered with RBI		0	0	0	0	0	0.0000	0	0	0.0000	0	0.0000	0	0.0000	0	0.0000	0
(c) Employee Trusts		0	0	0	0	0	0.0000	0	0	0.0000	0	0.0000	0	0.0000	0	0.0000	0
(d) Any other (Specify)		0	0	0	0	0	0.0000	0	0	0.0000	0	0.0000	0	0.0000	0	0.0000	0
(e1) Bodies Corporate		25	2705500	0	0	2705500	26.1803	2705500	0	26.1803	0	26.1803	0	0.0000	0	0.0000	0
ALSHAN FINCAP PVT LIMITED			500000	0	0	500000	4.8473	500000	0	4.8473	0	4.8473	0	0.0000	0	0.0000	0
Alana Finpac Private Limited			500000	0	0	500000	4.8473	500000	0	4.8473	0	4.8473	0	0.0000	0	0.0000	0
(e2) Non Resident Indians		0	0	0	0	0	0.0000	0	0	0.0000	0	0.0000	0	0.0000	0	0.0000	0
(e3) Resident Indian HUF		0	0	0	0	0	0.0000	0	0	0.0000	0	0.0000	0	0.0000	0	0.0000	0
(e4) Trusts		0	0	0	0	0	0.0000	0	0	0.0000	0	0.0000	0	0.0000	0	0.0000	0
(e5) Clearing Members/House		0	0	0	0	0	0.0000	0	0	0.0000	0	0.0000	0	0.0000	0	0.0000	0
(e6) Foreign Companies		0	0	0	0	0	0.0000	0	0	0.0000	0	0.0000	0	0.0000	0	0.0000	0
(e7) IEPF		0	0	0	0	0	0.0000	0	0	0.0000	0	0.0000	0	0.0000	0	0.0000	0
(e8) Escrow Account		0	0	0	0	0	0.0000	0	0	0.0000	0	0.0000	0	0.0000	0	0.0000	0
(e9) Others		0	0	0	0	0	0.0000	0	0	0.0000	0	0.0000	0	0.0000	0	0.0000	0
Sub Total (B)(3)		155	2788300	0	0	2788300	27.0315	2788300	0	27.0315	0	27.0315	0	0.0000	0	0.0000	0
Total Public Shareholding (B)= (B)(1)+(B)(2)+B (3)		155	2788300	0	0	2788300	27.0315	2788300	0	27.0315	0	27.0315	0	0.0000	0	0.0000	0




Table IV - Statement showing shareholding pattern of the Non Promoter, Non Public Shareholder

Category & Name of the Shareholders	PAN	No. of Shareholder	No. of fully paid up equity shares held	Partly paid-up equity shares held	Nos. of shares underlying Depository Receipts	Total no. shares held (VII)=(IV)+(V)+(VI)	Shareholding % calculate as per SCRR, 1957 As a % of (A+B+C)	Number of Voting Rights held in each class of securities			No. of Shares Outstanding Underlying convertible securities (including Warrants)	Total shareholding, as a % assuming full conversion of convertible securities (as a percentage of diluted share capital)	Number of Locked in shares		Number of Shares pledged or otherwise encumbered		Number of equity shares held in dematerialized form (Not Applicable)
								Class X	Class Y	Total			Total as a % of Total Voting Rights	No. of Shares	As a % of total Shares held	No. (Not applicable)	
(i)	(ii)	(iii)	(iv)	(v)	(vi)	(vii)=(iv)+(v)+(vi)	(viii)		(ix)	(x)	(xi)=(viii)+(x)	(xii)		(xiii)		(xiv)	
C1 Custodian/DR Holder		0	0	0	0	0	0		0	0	0	0.00		0		0	
C2 Employees Benefit Trust (Under SEBI (Share Based Employee Benefit Regulation, 2014)		0	0	0	0	0	0		0	0	0	0.00		0		0	
Total Non Promoter Non Public Shareholding (C)=(C1)+(C2)		0	0	0	0	0	0		0	0	0	0.00		0		0	

