

Format of holding of specified securities

BASANT INDIA LIMITED

31.12.2019

1. Name of Listed Entity:
2. Scrip Code/Name of Scrip/Class of Security
3. Share Holding Pattern Filed under: Reg. 31(1)(a)/Reg. 31(1)(b)/Reg.31(1)(c)
 - a. If under 31(1)(b) then indicate the report for Quarter ending
 - b. If under 31(1)(c) then indicate date of allotment/extinguishment
4. Declaration: The Listed entity is required to submit the following declaration to the extent of submission of information:-

Particulars	Yes *	No *
1. Whether the Listed Entity has issued any partly paid up shares?		No
2. Whether the Listed Entity has issued any Convertible Securities or Warrants?		No
3. Whether the Listed Entity has any shares against which depository receipts are issued?		No
4. Whether the Listed Entity has any shares in locked-in?		No
5. Whether any shares held by promoters are pledge or otherwise encumbered?		No

** If the Listed Entity selects the option 'No' for the questions above, the columns for the partly paid up shares, Outstanding Convertible Securities/Warrants, depository receipts, locked-in shares, No of shares pledged or otherwise encumbered by promoters, as applicable, shall not be displayed at the time of dissemination on the Stock Exchange website. Also wherever there is 'No' declared by Listed Entity in above table the values will be considered as 'Zero' by default on submission of the format of holding of specified securities.*

5. The tabular format for disclosure of holding of specified securities is as follows:-





Table I - Summary Statement holding of specified securities

Category	Category of shareholder	Nos. of share holders	No. of fully paid up equity shares held	No. of Partly paid-up equity shares held	No. of shares underlying Depository Receipts	Total nos. shares held (VII)=(IV)+(V)+(VI)	Shareholding as a % of total no. of shares (calculated as per SCRR, 1957) As a % of (A+B+C2)	Number of Voting Rights held in each class of securities			No. of Shares Underlying Outstanding convertible securities (including Warrants)	Shareholding, as a % of assuming full conversion of convertible securities (as a percentage of diluted share capital) (X)=(VII)+(XI)	Number of Locked in shares		Number of Shares pledged or otherwise encumbered		Number of equity shares held in dematerialized form
								Classifiy	No of Voting Rights Classify	Total			Total as a % of (A+B+C)	No. (a)	As a % of total Shares held (b)	No. (a)	
(I)	(II)	(III)	(IV)	(V)	(VI)	(VII)	(VIII)	(IX)			(X)	(XI)=(VII)+(X)	(XII)	(XIII)	(XIV)	(XV)	
(A)	Promoter & Promoter Group	14	7526700	0	0	7526700	72.97	2526700.00	2526700.00	24.50	0	72.97	0	0	0	0	
(B)	Public	179	2788300	0	0	2788300	27.03	7788300.00	7788300.00	75.50	0	27.03	0	0	0		
(C)	Non Promoter- Non Public																
(C1)	Shares underlying DRs	0	0	0	0	0	0.00	0	0	0.00	0	0	0	0	0	0	
(C2)	Shares held by Employee Trusts	0	0	0	0	0	0.00	0	0	0.00	0	0	0	0	0	0	
	Total	193	10315000	0	0	10315000	100.00	10315000.00	10315000.00	100.00	0	100.00	0	0	0	0	



Table II - Statement showing shareholding pattern of the Promoter and Promoter Group

Category & Name of the Shareholder	PAN	No. of Shares held	No. of Locked Shares held	No. of Shares pledged or otherwise encumbered	Number of equity shares held in dematerialized form	Number of Voting Rights held in each class of securities		Total as % of Total Voting Rights	No. of Shares Underlying Outstanding Securities (including Warrants)	Shareholding, as a % of A+B+C	No. (a)	As a % of total Shares held (b)	No. (a)	As a % of total Shares held (b)	
						Class X	Class Y								Class X
1. Indian	(i)	(ii)	(iii)	(iv)	(v)	(vi)=[(v)+(vii)+(viii)]	(vii)	(viii)	(ix)	(x)=[(vii)+(viii)]	(xi)	(xii)	(xiii)	(xiv)	(xv)
(a) Individual/Non Resident Individual/Foreign Individual															
(b) Government															
(c) Institutions															
(d) Foreign Portfolio Investor															
(e) Any Other (Specify)															
Sub Total (A)(1)															
2. Foreign															
(a) Individual/Non Resident Individual/Foreign Individual															
(b) Government															
(c) Institutions															
(d) Foreign Portfolio Investor															
(e) Any Other (Specify)															
Sub Total (A)(2)															
Total Shareholding of Promoter and Promoter Group															






Table II - Statement showing shareholding pattern of the Public Shareholder

Category & Name of the Shareholders	PAN	Nos. of share holder	Nos. of fully paid up equity shares held	Partly paid-up equity shares held	Nos. of shares underlying Depository Receipts	Total nos. shares held	Shareholding % calculate as per SCRR, 1957 As a % of (A+B+C+D)	Number of Voting Rights held in each class of securities			Total as a % of Total Voting rights	No. of Shares Underlying Outstanding convertible securities (including Warrants)	Total Shareholding as a % assuming full conversion of convertible securities (as a percentage of diluted share capital)	Number of Locked in shares		Number of Shares pledged or otherwise encumbered		Number of Restrictive shares held in form
								Class X	Class Y	Total				No. (a)	As a % of total shares held (b)	No. (a)	As a % of total shares held (Not applicable) (b)	
1 Institutions		(ii)	(iv)	(v)	(vi)	(vii)=(iv)+(v)+(vi)	(viii)	(ix)			(x)	(xi)=(x)+(xii)	(xiii)	(xiv)	(xv)	(xvi)	(xvii)	
(a) Mutual Fund			0	0	0	0	0.0000	0	0	0	0	0.0000	0	0	0	0	0	0
(b) Venture Capital Funds			0	0	0	0	0.0000	0	0	0	0	0.0000	0	0	0	0	0	0
(c) Alternate Investment Funds			0	0	0	0	0.0000	0	0	0	0	0.0000	0	0	0	0	0	0
(d) Foreign Venture Capital Investor			0	0	0	0	0.0000	0	0	0	0	0.0000	0	0	0	0	0	0
(e) Foreign Portfolio Investors			0	0	0	0	0.0000	0	0	0	0	0.0000	0	0	0	0	0	0
(f) Financial Institutions/Banks			0	0	0	0	0.0000	0	0	0	0	0.0000	0	0	0	0	0	0
(g) Insurance Companies			0	0	0	0	0.0000	0	0	0	0	0.0000	0	0	0	0	0	0
(h) Provident Fund/Retirement Funds			0	0	0	0	0.0000	0	0	0	0	0.0000	0	0	0	0	0	0
(i) Sub Total (a)-(h)			0	0	0	0	0.0000	0	0	0	0	0.0000	0	0	0	0	0	0
2 Central Government/State Government/President of India			0	0	0	0	0.0000	0	0	0	0	0.0000	0	0	0	0	0	0
3 Non-Institutions			0	0	0	0	0.0000	0	0	0	0	0.0000	0	0	0	0	0	0
(a) Individual Shareholders			170	87800	0	87970	0.8512	0	0	0	0	0.8512	0	0	0	0	0	0
(b) Holding Member Share Capital			5	2200000	0	2200005	21.3282	0	0	0	0	21.3282	0	0	0	0	0	0
(c) Above 2 Lines																		
UJASANKAR KUMAR	DOVCK6624		500000	500000	0	500000	4.8473	500000	500000	500000	4.8473	4.8473	0	0	0	0	0	0
MANOJ KUMAR		500000	500000	0	500000	4.8473	500000	500000	500000	4.8473	4.8473	0	0	0	0	0	0	
SANJAY PRASAD		500000	500000	0	500000	4.8473	500000	500000	500000	4.8473	4.8473	0	0	0	0	0	0	
RAJENDRA KUMAR MAHAJOT		500000	500000	0	500000	4.8473	500000	500000	500000	4.8473	4.8473	0	0	0	0	0	0	
RAJESHVAR PRASAD		200000	200000	0	200000	1.9389	200000	200000	200000	1.9389	1.9389	0	0	0	0	0	0	
(b) NRIS Registered with RBI			0	0	0	0	0.0000	0	0	0	0	0.0000	0	0	0	0	0	0
(c) Foreign Investor			0	0	0	0	0.0000	0	0	0	0	0.0000	0	0	0	0	0	0
(d) Resident Indian			0	0	0	0	0.0000	0	0	0	0	0.0000	0	0	0	0	0	0
(e) Resident Indian			0	0	0	0	0.0000	0	0	0	0	0.0000	0	0	0	0	0	0
(f) Non Resident Indian			0	0	0	0	0.0000	0	0	0	0	0.0000	0	0	0	0	0	0
(g) Trusts			0	0	0	0	0.0000	0	0	0	0	0.0000	0	0	0	0	0	0
(h) Clearing Member/House			0	0	0	0	0.0000	0	0	0	0	0.0000	0	0	0	0	0	0
(i) Foreign Companies			0	0	0	0	0.0000	0	0	0	0	0.0000	0	0	0	0	0	0
(j) SEZ Accounts			0	0	0	0	0.0000	0	0	0	0	0.0000	0	0	0	0	0	0
(k) Other			0	0	0	0	0.0000	0	0	0	0	0.0000	0	0	0	0	0	0
(l) Sub Total (b)(1)-(b)(7)			170	87800	0	258300	27.0315	2788300	2788300	2788300	27.0315	27.0315	0	0	0	0	0	0
(m) Total Public Shareholding (B) = (B)(1)+(B)(2) + B (3)			175	2788300	0	2788300	27.0315	2788300	2788300	2788300	27.0315	27.0315	0	0	0	0	0	0

Table IV: Statement showing shareholding pattern of the Non Promoter Non Public Shareholder

Category & Name of the Shareholders	PAN	No. of shareholder	No. of fully paid up equity shares held	Partly paid-up equity shares held	Nos. of shares underlying Depository Receipts	Total no. shares held (v)=(iv)+(v)+(vi)	Shareholding % calculate d as per SCRR, 1957 As a % of (A+B+C)	Number of Voting Rights held in each class of securities			Total as a % of Total Voting rights	No. of Shares Underlying convertible securities (including Warrants)	Total shareholding, as a % assuming full conversion of convertible securities (as a percentage of diluted share capital)	Number of Locked in shares		Number of Shares pledged or otherwise encumbered		Number of equity shares held in dematerialized form (Not Applicable)
								Class X	Class Y	Total				No.	As a % of total shares held	No. (Not applicable)	As a % of total shares held (Not applicable)	
(i)	(ii)	(iii)	(iv)	(v)	(vi)	(vii)=(v)+(v)+(vi)	(viii)	(ix)			(x)	(xi)=(vii)+(x)	(xii)		(xiii)		(xiv)	
C1 Custodian/Ds Holder		0	0	0	0	0	0	0	0	0	0	0	0	0	0	0	0	0
C2 Employees Benefit Trust (Under SEBI (Share Based Employee Benefit Regulation 2014)		0	0	0	0	0	0	0	0	0	0	0	0	0	0	0	0	0
Total Non Promoter Non Public Shareholding (C=C1+C2)		0	0	0	0	0	0	0	0	0	0.00	0	0	0	0.00	0	0.00	0

